



**HAL**  
open science

# A DMAP-catalyzed mild and efficient synthesis of 1,2-dihydroquinazolines via a one-pot three-component protocol

Chamseddine Derabli, Raouf Boulcina, Gilbert Kirsch, Bertrand Carboni, Abdelmadjid Debache

► **To cite this version:**

Chamseddine Derabli, Raouf Boulcina, Gilbert Kirsch, Bertrand Carboni, Abdelmadjid Debache. A DMAP-catalyzed mild and efficient synthesis of 1,2-dihydroquinazolines via a one-pot three-component protocol. *Tetrahedron Letters*, 2014, 55 (1), pp.200-204. 10.1016/j.tetlet.2013.10.157 . hal-00955594

**HAL Id: hal-00955594**

**<https://univ-rennes.hal.science/hal-00955594>**

Submitted on 28 Mar 2014

**HAL** is a multi-disciplinary open access archive for the deposit and dissemination of scientific research documents, whether they are published or not. The documents may come from teaching and research institutions in France or abroad, or from public or private research centers.

L'archive ouverte pluridisciplinaire **HAL**, est destinée au dépôt et à la diffusion de documents scientifiques de niveau recherche, publiés ou non, émanant des établissements d'enseignement et de recherche français ou étrangers, des laboratoires publics ou privés.

## A DMAP-catalyzed mild and efficient synthesis of 1,2-dihydroquinazolines via a one-pot three-component protocol

Chamseddine Derabli,<sup>a</sup> Raouf Boulcina,<sup>a,\*</sup> Gilbert Kirsch,<sup>b</sup> Bertrand Carboni,<sup>c</sup>  
Abdelmadjid Debache<sup>a</sup>

<sup>a</sup> *Laboratoire de Synthèse des Molécules d'intérêts Biologiques, Université de Constantine 1, 25000 Constantine, Algérie.*

<sup>b</sup> *SRSMC site Messin UMR 6575, Université de Lorraine, 57070 Metz, France.*

<sup>c</sup> *Sciences Chimiques de Rennes, UMR 6226 CNRS-Université de Rennes 1, Campus de Beaulieu, 35042 Rennes Cedex, France.*

### Abstract :

An efficient and simple method for the synthesis of 1,2-dihydroquinazolines catalyzed by 4-(N,N-dimethylamino)pyridine (DMAP) from readily available aromatic or heteroaromatic aldehydes, 2-aminobenzophenone, and ammonium acetate under mild conditions is described. The scope and limitations of the method are discussed.

Six-membered heterocycles, such as quinazolines have been reported to possess diverse biological and therapeutic properties including anti-inflammatory,<sup>1</sup> antibacterial,<sup>2</sup> antiplasmodial,<sup>3</sup> antitumor,<sup>4</sup> antimicrobial, and anti-oxidant.<sup>5</sup> They have been also used as photochemotherapeutic agents,<sup>6</sup> DNA-gyrase, JAK2, PDE5, and EGFR tyrosine kinase inhibitors,<sup>7</sup> as well as CB2 receptor agonists.<sup>8</sup> In addition, quinazolines are commonly found as building blocks for a wide variety of natural products such as alkaloids and in various other microorganisms including *Bouchardatia neurococca*, *Peganum nigellastrum*, *Bacillus cereus*, and *Dichroa febrifuga*.<sup>9</sup> In a recent report, 3,4-dihydroquinazolines have been found to have excellent T-type calcium channel blocking activity.<sup>10</sup>

The development of quinazoline-based drugs has renewed the interest in developing new synthetic strategies for the synthesis of quinazolines. Numerous procedures have been reported, such as copper-catalyzed syntheses,<sup>11</sup> photochemical methods,<sup>12</sup> the use of microwave irradiation,<sup>13</sup> a maltose-urea-NH<sub>4</sub>Cl mixture as a solvent without any catalyst,<sup>14</sup> tandem reactions from 2-aminobenzophenones and benzylic amines,<sup>15</sup> and copper-catalyzed Ullmann N-arylation coupling.<sup>16</sup>

However, only a few examples of the preparation of 1,2-dihydroquinazolines have been reported in the literature. The reaction of 2-aminobenzamidine with benzaldehyde<sup>17</sup> or acetone<sup>18</sup> and microwave irradiation of 2-

(aminoaryl)alkanone *O*-phenyl oximes with carbonyl compounds<sup>19</sup> are two such methods for the generation of 1,2-dihydroquinazolines. Other synthetic approaches toward 1,2-dihydroquinazolines are based on the reaction of 2-aminobenzonitriles with Grignard reagents, followed by condensation with an aldehyde.<sup>20</sup> The yield of the reaction was very poor under such conditions due to competitive side reactions. Moreover, an inert atmosphere and long reaction time were

— — —  
*Keywords:* Multicomponent reaction; 1,2-Dihydroquinazolines; DMAP; 2-Aminobenzophenone.

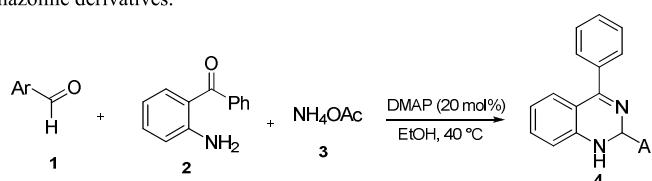
\* Corresponding author. Tel./ fax: +0213 31 81 88 62; e-mail: boulcinaraouf@yahoo.fr.

necessary. Also, 2-carboxylic acid derivatives of 1,2-dihydroquinazoline<sup>21</sup> were synthesized from 2-hydroxyglycine and 2-aminobenzophenones wherein the stabilities of the products were compromised as they tended to decompose in solution. The reactions of 2-aminobenzophenones with various aldehydes and ammonia have been shown to result in a mixture of quinazoline and dihydroquinazoline derivatives in a variable ratio depending on the nature of the aldehydes as well as the employed reaction conditions.<sup>22</sup> The reaction apparently suffers from disadvantages such as a lack of selectivity often leading to a mixture of products and a cumbersome work-up procedure. Therefore, improved and environmentally benign approaches that allow for the rapid, cost-effective syntheses of quinazolines from readily available precursors are desirable.

4-(*N,N*-Dimethylamino)pyridine (DMAP) has been widely used in many organic syntheses as a catalyst, for example, in acylation reactions,<sup>23</sup> aldol reactions,<sup>24</sup> and Baylis-Hillman reactions.<sup>25</sup> It has been also used in Michael additions<sup>26</sup> and esterification reactions in water.<sup>27</sup>

In the context of our studies on the development of efficient catalytic organic synthesis,<sup>28</sup> we have focused on the utility of DMAP as a catalyst for the synthesis of a series of 1,2-dihydroquinazolines via reactions between readily available aldehydes (**1**), 2-aminobenzophenone (**2**), and ammonium acetate (**3**) in ethanol under mild conditions (Scheme 1).

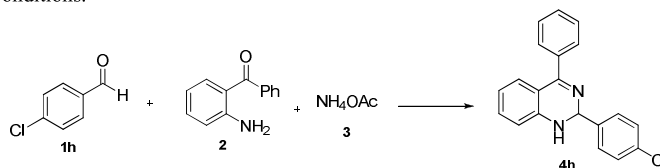
**Scheme 1.** Synthesis of 1,2-dihydroquinazoline derivatives.



Initially, a model reaction was conducted, without any catalyst, between 4-chlorobenzaldehyde (**1h**) (0.5 mmol), 2-aminobenzophenone (**2**) (0.5 mmol), and ammonium acetate (**3**) (1 mmol) in ethanol at ambient temperature for two hours, which afforded dihydroquinazoline **4h** in moderate yield (Table 1, entry 1). The same condensation was then conducted at different temperatures. Compared with the reaction at room temperature, both the yield and reaction rate were improved considerably at 40 °C (entry 2); reflux temperature was found to be less effective and the desired product was obtained in a lower yield (68%) after one hour.

We then evaluated the effect of the solvent on this reaction. Protic solvents proved to be crucial for the reaction. The reaction carried out in pure methanol afforded the adduct **4h** in 63% yield after one hour (Table 1, entry 4). However, no reaction was observed when other organic solvents were used. By conducting the reaction in 50% aqueous ethanol or in CH<sub>3</sub>CN, the desired dihydroquinazoline **4h** was not formed at all, and the starting substrates were recovered (Table 1, entries 5 and 6). Among the solvent systems examined, we found that ethanol was the solvent of choice.

**Table 1.** Optimization of the reaction conditions.<sup>a</sup>



Entry	Solvent	Time (h)	Catalyst	Catalyst (mol%)	Temperature (°C)	Yield <sup>b</sup> (%)
1	EtOH	2	-	-	rt	65
2	EtOH	1	-	-	40	78
3	EtOH	1	-	-	reflux	68
4	MeOH	1	-	-	40	63
5	H <sub>2</sub> O-EtOH	1	-	-	40	-
6	CH <sub>3</sub> CN	1	-	-	40	-
7	EtOH	2	CAN	5	40	17
8	EtOH	2	CAN	10	40	39
9	EtOH	2	PhB(OH) <sub>2</sub>	10	40	74
10	EtOH	1.5	SnCl <sub>2</sub>	10	40	71
11	EtOH	1.5	FeCl <sub>3</sub> ·6H <sub>2</sub> O	10	40	34
12	EtOH	1.5	DMAP	10	40	82
13	EtOH	1.5	DMAP	5	40	82
14	EtOH	1	DMAP	15	40	83
15	EtOH	1	DMAP	20	40	87

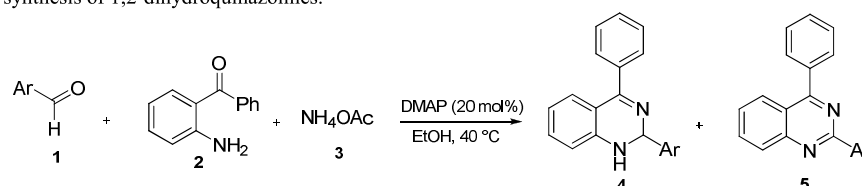
16	EtOH	1	DMAP	30	40	85
17	EtOH	1.5	DABCO	20	40	81
18	EtOH	1.5	Et <sub>3</sub> N	20	40	65

<sup>a</sup> Reaction conditions: 4-chlorobenzaldehyde (**1h**) (0.5 mmol), 2-aminobenzophenone (**2**) (0.5 mmol), NH<sub>4</sub>OAc (**3**) (1 mmol), solvent (5 mL). <sup>b</sup> Isolated yield.

Various Lewis acid catalysts such as CAN, PhB(OH)<sub>2</sub>, SnCl<sub>2</sub> and FeCl<sub>3</sub>·6H<sub>2</sub>O were utilized but with limited success. Among the examined catalysts, phenylboronic acid and SnCl<sub>2</sub> exhibited relatively good catalytic activity (Table 1, entries 9 and 10). These results prompted us to examine the reaction with other catalysts such as Lewis bases. In the case of DMAP, the reaction proceeded more effectively; it was able to catalyze the reaction affording product **4h** in higher yields (entries 12-16). The use of DMAP (20 mol%) gave the corresponding product in 87% yield without any side-products being detected (entry 15). The use of DABCO or triethylamine as other Brønsted base catalysts gave similar results (entries 17 and 18), but with diminished yields.

Thus, under the optimized conditions, the generality of the reaction was investigated by employing several aromatic aldehydes. The results are summarized in Table 2. In general, the reactions were rapid at 40 °C and the corresponding dihydroquinazolines were formed in 67-98% yields. The electronic nature of the substituents on the benzene ring had no significant influence on the reactivity. An unsubstituted phenyl group (Table 2, entry 1) or aryl groups with electron-donating substituents (entries 2 and 3) afforded high yields, as did those with electron-withdrawing groups. However, the presence of 2-chloro-, 4-*N,N*-dimethylamino- or 4-hydroxy- groups on the aromatic ring gave slightly diminished the yields.

**Table 2.** DMAP-catalyzed synthesis of 1,2-dihydroquinazolines.<sup>a</sup>



Entry	Ar	Products	Time (h)	Product ratio <sup>b</sup>	Yield <sup>c</sup> (%)	M.p. (°C)	
						Measured	Reported <sup>22</sup>
1	C <sub>6</sub> H <sub>5</sub> -	<b>4a:5a</b>	1.5	90:10	84	94-96	95-97
2	4-Me-C <sub>6</sub> H <sub>4</sub> -	<b>4b:5b</b>	1	90:10	91	122-124	127-129
3	2-MeO-C <sub>6</sub> H <sub>4</sub> -	<b>4c:5c</b>	1.5	86:14	83	gum	-
4	4-(Me) <sub>2</sub> N-C <sub>6</sub> H <sub>4</sub> -	<b>4d:5d</b>	2	100:0	76	172-174	-
5	C <sub>6</sub> H <sub>5</sub> -C <sub>6</sub> H <sub>4</sub> -	<b>4e:5e</b>	1	84:16	98	138-140	-
6	4-HO-C <sub>6</sub> H <sub>4</sub> -	<b>4f:5f</b>	2.5	99:trace	67	200-202	-
7	2-Cl-C <sub>6</sub> H <sub>4</sub> -	<b>4g:5g</b>	2	100:0	78	gum	gum
8	4-Cl-C <sub>6</sub> H <sub>4</sub> -	<b>4h:5h</b>	1	100:0	87	142-144	-
9	4-Br-C <sub>6</sub> H <sub>4</sub> -	<b>4i:5i</b>	1.5	100:0	80	178-180	-
10	3-I-C <sub>6</sub> H <sub>4</sub> -	<b>4j:5j</b>	1	75:25	86	112-114	-
11	4-F-C <sub>6</sub> H <sub>4</sub> -	<b>4k:5k</b>	1.5	90:10	80	126-128	128-130
12	3-O <sub>2</sub> N-C <sub>6</sub> H <sub>4</sub> -	<b>4l:5l</b>	1	100:0	87	134-136	-

<sup>a</sup> Reaction conditions: aldehyde (**1**) (0.5 mmol), 2-aminobenzophenone (**2**) (0.5 mmol), NH<sub>4</sub>OAc (**3**) (1 mmol), DMAP (0.1 mmol), EtOH (5 mL), 40 °C.

<sup>b</sup> Ratios were determined from the <sup>1</sup>H NMR spectra of the mixtures. <sup>c</sup> Isolated yield of pure 1,2-dihydroquinazolinone.

Next, we were interested in applying this protocol to other starting materials. Therefore, a variety of heterocyclic aldehydes were reacted in a similar manner with 2-aminobenzophenone and ammonium acetate. As a result, differently substituted dihydroquinazolines were obtained in moderate to good yields ranging from 68 to 98% (Table 3, entries 1-4). The use of the isatin also gave the corresponding product in good yield (entry 5).

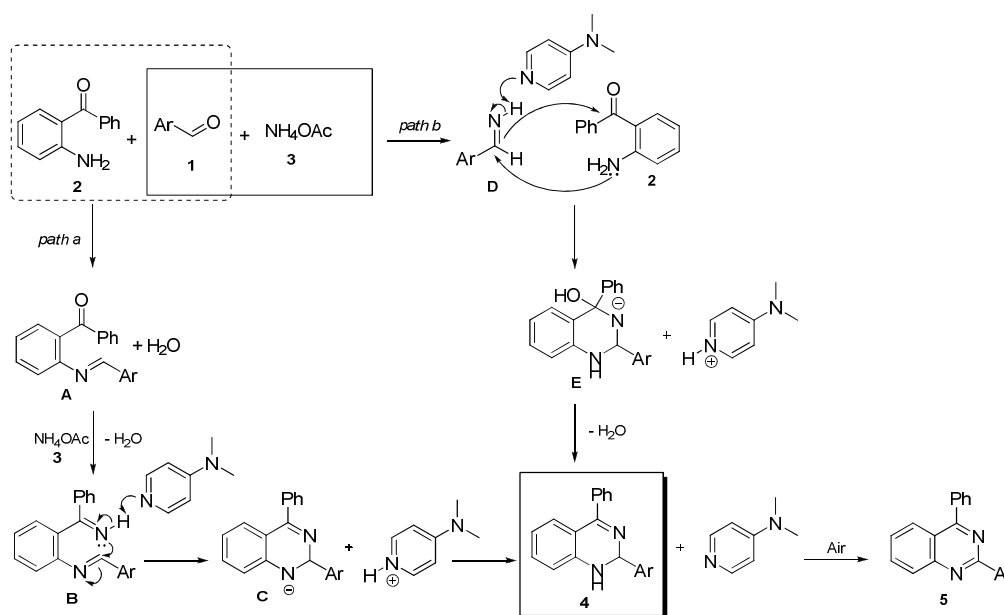
In order to evaluate further the efficiency of this protocol, 2-aminoacetophenone was subjected to the reaction with benzaldehyde and NH<sub>4</sub>OAc in the presence of 20 mol% of DMAP under the same conditions described above. Unfortunately, the reaction provided a mixture of products accompanied by unreacted starting materials, and we were not able to isolate the desired 1,2-dihydroquinazolinone.

In all cases, we obtained 1,2-dihydroquinazolines in high yields as the major product with only a small amount of the oxidized form. The quantity of this minor product was increased by allowing the dihydroquinazolines to stand in air for a few hours. To prevent aromatization, it was necessary to store the products under an inert atmosphere. The other product ratios are listed in Tables 2 and 3.

Based on the above observations, we propose two plausible mechanistic pathways for the present protocol in which we believe that DMAP acts as a base.<sup>29</sup> The first reaction mechanism (path a) is proposed to proceed via the condensation of the aldehyde (**1**) with 2-aminobenzophenone (**2**) to furnish the corresponding aldimine **A**. Further condensation of this intermediate with ammonium acetate gives diimine **B** which was isolated and identified by <sup>1</sup>H NMR spectroscopy. Deprotonation of **B** with the catalyst produces carbanion intermediate **C**, which undergoes intramolecular cyclization to form the target 1,2-dihydroquinazoline **4**, which can be aromatized by air to give the corresponding quinazoline **5** as a minor product.

In another possible mechanism (path b), the condensation of aldehyde (**1**) with NH<sub>4</sub>OAc results in the formation of aldimine **D**, the further reaction of which with 2-aminobenzophenone (**2**) leads, after dehydration, to the desired product **4**. The proposed mechanisms are shown in Scheme 2.

**Scheme 2.** Proposed mechanisms for the synthesis of 1,2-dihydroquinazolines **4**.




It is important to note that with the exception of compounds **4c**, **4g**, **4m** and **4p**, which were isolated by pouring the reaction mixtures onto cold water, followed by extraction with ethyl acetate, evaporation and then flash column chromatography on silica gel using EtOAc/hexane (1:3) as the eluent, all the other dihydroquinazolines were recrystallized to provide the desired products in pure form.<sup>30</sup>

DMAP is more soluble in water than in organic solvents and it could be recovered almost quantitatively from the aqueous layer.

The structures of the products were confirmed by FT-IR, <sup>1</sup>H, <sup>13</sup>C NMR, HRMS, and elemental analysis.

**Table 3.** DMAP-catalyzed synthesis of 1,2-dihydroquinazolines from heterocyclic aldehydes or diketones.<sup>a</sup>

Entry	ArCHO or diketone	Products	Time (h)	Product ratio <sup>b</sup>	Yield <sup>c</sup> (%)	M.p. (°C)	
						Measured	Reported <sup>21</sup>
1	Ar = 2-thienyl	<b>4m:5m</b>	2.5	85:15	68	gum	gum
2	Ar = 4-quinolyl	<b>4n:5n</b>	2	90:10	94	218-220	-
3	Ar = 2-(Cl)-8-(Me)-3-quinolyl	<b>4o:5o</b>	2	100:0	85	182-184	-
4	Ar = 2-(Cl)-6-(OMe)-3-quinolyl	<b>4p:5p</b>	1.5	82:18	98	gum	-
5		<b>4q:5q</b>	4	99:trace	78	144-146	142-145

<sup>a</sup> Reaction conditions: aldehyde or diketone (0.5 mmol), 2-aminobenzophenone (**2**) (0.5 mmol), NH<sub>4</sub>OAc (**3**) (1 mmol), DMAP (0.1 mmol), EtOH (5 mL), 40 °C. <sup>b</sup> Ratios were determined from the <sup>1</sup>H NMR spectra of the mixtures. <sup>c</sup> Isolated yield of pure 1,2-dihydroquinazoline.

In summary, we have succeeded in developing an efficient, general, and one-pot procedure for the synthesis of 1,2-dihydroquinazoline derivatives through the DMAP-catalyzed reaction of 2-aminobenzophenone with aromatic or

heteroaromatic aldehydes and ammonium acetate. This method offers several advantages such as high selectivity, mild reaction conditions, and easily accessible starting materials.

## References and notes

- (a) Balakumar, C.; Lamba, P.; Kishore, D. P.; Narayana, B. L.; Rao, K. V.; Rajwinder, K.; Rao, A. R.; Shireesha, B.; Narsaiah, B. *Eur. J. Med. Chem.* **2010**, *45*, 4904; (b) Alafeefy, A. M.; Kadi, A. A.; Al-Deeb, O. A.; El-Tahir, K. E. H.; Al-Jaber, N. A. *Eur. J. Med. Chem.* **2010**, *45*, 4947.
- Tiwari, R.; Chhabra, G. *Asian. J. Chem.* **2010**, *22*, 5981.
- Kabri, Y.; Azas, N.; Dumetre, A.; Hutter, S.; Laget, M.; Verhaeghe, P.; Gellis, A.; Vanelle, P. *Eur. J. Med. Chem.* **2010**, *45*, 616.
- (a) Noolvi, M. N.; Patel, H. M.; Bhardwaj, V.; Chauhan, A. *Eur. J. Med. Chem.* **2011**, *46*, 2327; (b) El-Azab, A. S.; Al-Omar, M. A.; Abdel-Aziz, A. A. M.; Abdel-Aziz, N. I.; El-Sayed, M. A. A.; Aleisa, A. M.; Sayed-Ahmed, M. M.; Abdel-Hamide, S. G. *Eur. J. Med. Chem.* **2010**, *45*, 4188.
- Kumar, A.; Sharma, P.; Kumari, P.; Kalal, B. L. *Bioorg. Med. Chem. Lett.* **2011**, *21*, 4353.
- Barraja, P.; Caracausi, L.; Diana, P.; Montalbano, A.; Carbone, A.; Salvador, A.; Brun, P.; Castagliuolo, I.; Tisi, S.; Dall'Acqua, F.; Vedaldi, D.; Cirrincione, G. *Chem. Med. Chem.* **2011**, *6*, 1238.
- (a) Boyapati, S.; Kulandaivelu, U.; Sangu, S.; Vanga, M. R. *Arch. Pharm.* **2010**, *343*, 570; (b) Yang, S. H.; Khadka, D. B.; Cho, S. H.; Ju, H. K.; Lee, K. Y.; Han, H. J.; Lee, K. T.; Cho, W. J. *Bioorg. Med. Chem.* **2011**, *19*, 968; (c) Kim, Y. H.; Choi, H.; Lee, J.; Hwang, I. C.; Moon, S. K.; Kim, S. J.; Lee, H. W.; Im, D. S.; Lee, S. S.; Ahn, S. K.; Kim, S. W.; Han, C. K.; Yoon, J. H.; Lee, K. J.; Choi, N. S. *Bioorg. Med. Chem. Lett.* **2008**, *18*, 6279; (d) Cruz-Lopez, O.; Conejo-Garcia, A.; Nunez, M. C.; Kimatrai, M.; Garcia-Rubino, M. E.; Morales, F.; Gomez-Perez, V.; Campos, J. M. *Curr. Med. Chem.* **2011**, *18*, 943.
- Saari, R.; Törmä, J.-C.; Nevalainen, T. *Bioorg. Med. Chem.* **2011**, *19*, 939.
- (a) Yoshida, S.; Aoyagi, T.; Harada, S.; Matsuda, N.; Ikeda, T.; Naganawa, H.; Hamada, M.; Takeuchi, T. *J. Antibiot.* **1991**, *44*, 111; (b) Wattanapiromsakul, C.; Forster, P. I.; Waterman, P. G. *Phytochemistry* **2003**, *64*, 609; (c) Deng, Y.; Xu, R.; Ye, Y. *J. Chin. Pharm. Sci.* **2000**, *9*, 116; (d) Ma, Z.-Z.; Hano, Y.; Nomura, T.; Chen, Y.-J. *Heterocycles* **1997**, *46*, 541.
- Seo, H. N.; Choi, J. Y.; Choe, Y. J.; Kim, Y.; Rhim, H.; Lee, S. H.; Kim, J.; Joo, D. J.; Lee, J. Y. *Bioorg. Med. Chem. Lett.* **2007**, *17*, 5740.
- (a) Huang, C.; Fu, Y.; Fu, H.; Jiang, Y. Y.; Zhao, Y. F.; *Chem. Commun.* **2008**, 6333; (b) Ohta, Y.; Tokimizu, Y.; Oishi, S.; Fujii, N.; Ohno, H. *Org. Lett.* **2010**, *12*, 3963.
- Alonso, R.; Caballero, A.; Campos, P. J.; Sampedro, D.; Rodriguez, M. A. *Tetrahedron* **2010**, *66*, 4469.
- (a) Kumar, V.; Mohan, C.; Gupta, M.; Mahajan, M. P.; *Tetrahedron* **2005**, *61*, 3533; (b) Portela-Cubillo, F.; Scott, J. S.; Walton, J. C. *Chem. Commun.* **2008**, 2935; (c) Portela-Cubillo, F.; Scott, J. S.; Walton, J. C. *J. Org. Chem.* **2009**, *74*, 4934.
- Zhang, Z.-H.; Zhang, X.-N.; Mo, L.-P.; Li, Y.-X.; Ma, F.-P. *Green Chem.* **2012**, *14*, 1502.
- (a) Zhang, J. T.; Zhu, D. P.; Yu, C. M.; Wan C. F.; Wang, Z. Y. *Org. Lett.* **2010**, *12*, 2841; (b) Han, B.; Wang, C.; Han, R. F.; Yu, W.; Duan, X. Y.; Fang R.; Yang, X. L. *Chem. Commun.* **2011**, *47*, 7818; (c) Zhang, J. T.; Yu, C. M.; Wang, S. J.; Wan C. F.; Wang, Z. Y. *Chem. Commun.* **2010**, *46*, 5244. (d) Karnakar, K.; Shankar, J.; Murthy, S. N.; Ramesh K.; Nageswar, Y. V. D. *Synlett* **2011**, 1089.
- (a) Truong V. L.; Morrow, M.; *Tetrahedron Lett.* **2010**, *51*, 758; (b) Qiu, D.; Mo, F. Y.; Zheng, Z. T.; Zhang Y.; Wang, J. B. *Org. Lett.* **2010**, *12*, 5474.
- Finch, N.; Gschwend, H. W. *J. Org. Chem.* **1971**, *36*, 1463.
- Carrington, H. C. *J. Chem. Soc.* **1955**, 2527.
- Portela, C. F. Scott, J. S.; Walton, J. C. *Chem. Commun.* **2008**, 2935.
- (a) Bergman, J.; Brynolf, A.; Elman B.; Vuorinen, E. *Tetrahedron* **1986**, *42*, 3697; (b) Streckowski, L.; Cegla, M. T.; Harden, D. B.; Mokrosz J. L.; Mokrosz, M. J. *Tetrahedron Lett.* **1988**, *29*, 4265.
- Hoefnagel, A. J.; van Koningsveld, H.; van Meurs, F.; Peters, J. A.; Sinnema A.; van Bekkum, H. *Tetrahedron* **1993**, *49*, 6899.
- Rupam, S.; Dipak, P. *Green Chem.* **2011**, *13*, 718.
- (a) Ragnarsson, U.; Grehn, L. *Acc. Chem. Res.* **1998**, *31*, 494; (b) Wang, Y.-Z.; Kataeva, O.; Metz, P. *Adv. Synth. Catal.* **2009**, *351*, 2075.
- Hagiwara, H.; Inoguchi, H.; Fukushima, M.; Hoshi, T.; Suzuki, T. *Tetrahedron Lett.* **2006**, *47*, 5371.
- Zhao, G.-L.; Huang, J. W.; Shi, M. *Org. Lett.* **2003**, *24*, 4737.
- Ko, K.; Nakano, K.; Watanabe, S.; Ichikawa, Y.; Kotsuki, H. *Tetrahedron Lett.* **2009**, *50*, 4037.
- Sakakura, A.; Kawajiri, K.; Ohkubo, T.; Kosugi, Y.; Ishihara, K. *J. Am. Chem. Soc.* **2007**, *129*, 14775.
- (a) Debache, A.; Boulcina, R.; Belfaitah, A.; Rhouati, S.; Carboni, B. *Synlett* **2008**, 509; (b) Debache A.; Ghalem W.; Boulcina, R.; Belfaitah, A.; Rhouati, S.; Carboni, B. *Tetrahedron Lett.* **2009**, *50*, 5248; (c) Debache, A.; Ghalem, W.; Boulcina, R.; Belfaitah, A.; Rhouati, S.; Carboni, B. *Let. Org. Chem.* **2010**, *7*, 272; (d) Nemouchi, S.; Boulcina, R.; Carboni, B.; Debache, A. *Comp. Rend. Chim.* **2012**, *15*, 394; (e) Ghalem, W.; Boulcina, R.; Debache, A. *Chin. J. Chem.* **2012**, *30*, 733.
- Davoodnia, A.; Bakavoli, M.; Soleimany, M.; Behmadi, H. *Chin. Chem. Lett.* **2008**, *19*, 685.
- General procedure for the synthesis of 2-aryl-4-phenyl-1,2-dihydroquinazolines (4)*: A mixture of an aldehyde (**1**) (1.0 equiv), 2-aminobenzophenone (**2**) (1.0 equiv), NH<sub>4</sub>OAc (**3**) (2.0 equiv), and DMAP (0.2 equiv.) in absolute EtOH (5 ml) was stirred at 40 °C for the stipulated period of time (see Tables 2 and 3). After completion of the reaction, as monitored by TLC, the mixture was poured into ice-cold H<sub>2</sub>O and the solid product was filtered, washed with H<sub>2</sub>O (3-5 mL) and dried. The crude product was recrystallized from

EtOAc to give pure dihydroquinazolines. For compounds **4c**, **4g**, **4m** and **4p**, after cooling, H<sub>2</sub>O was added and the product was extracted with EtOAc (3 x 15 mL). The combined organic extract was washed with H<sub>2</sub>O, dried (anhyd Na<sub>2</sub>SO<sub>4</sub>) and the solvent removed followed by flash column chromatography over silica gel (60-120 mesh) to furnish the desired product.

Selected spectroscopic data: *2-(4-Chlorophenyl)-4-phenyl-1,2-dihydroquinazoline (4h)*. Yellow solid; m.p. 142-144 °C; IR (KBr)  $\nu$  3320, 2364, 1620, 1537, 1486, 1321, 1263, 1155, 1015, 964, 805, 741, 697 cm<sup>-1</sup>; <sup>1</sup>H NMR (CDCl<sub>3</sub>, 400 MHz)  $\delta$  7.72-7.61 (m, 5H, arom.), 7.49-7.36 (m, 4H, arom.), 7.32-7.21 (m, 2H, arom.), 6.77 (td,  $J=8.0,1.0$  Hz, 1H, arom.), 6.72 (d,  $J=8.0$ Hz, 1H), 6.02 (s, 1H, CH), 4.38 (s, 1H, NH); <sup>13</sup>C NMR (CDCl<sub>3</sub>, 100 MHz)  $\delta$  165.8, 146.9, 141.5, 141.4, 140.9, 138.1, 132.9, 130.2, 129.4, 129.3, 129.1, 128.1, 127.8, 127.5, 127.3, 127.2, 118.3, 117.9, 114.3, 72.4. Anal. calcd for C<sub>20</sub>H<sub>15</sub>N<sub>2</sub>Cl: C, 75.35; H, 4.74; N, 8.79; Found: C, 75.42; H, 5.05; N, 9.03. HRMS calcd for C<sub>20</sub>H<sub>16</sub>N<sub>2</sub>Cl (MH<sup>+</sup>) 319.0924; found 319.0863. *2-(2-Chloro-8-methylquinolin-3-yl)-4-phenyl-1,2-dihydroquinazoline (4o)*. Yellow solid; m.p. 182-184 °C; IR (KBr)  $\nu$  3329, 1605, 1551, 1470, 1315, 1080, 756, 698 cm<sup>-1</sup>; <sup>1</sup>H NMR (CDCl<sub>3</sub>, 250 MHz)  $\delta$  8.52 (s, 1H, arom.), 7.74-7.41 (m, 8H, arom.), 7.34-7.26 (m, 2H, arom.), 6.83-6.74 (m, 2H, arom.), 6.48 (s, 1H, CH), 4.79 (s, 1H, NH), 2.81 (s, 3H, CH<sub>3</sub>); <sup>13</sup>C NMR (CDCl<sub>3</sub>, 62.5 MHz)  $\delta$  167.4, 148.2, 146.8, 146.6, 139.3, 138.0, 136.4, 133.2, 132.6, 130.9, 129.9, 129.3, 123.0, 128.4, 127.5, 127.1, 126.1, 120.4, 118.9, 117.9, 114.8, 68.8, 18.0. Anal. calcd for C<sub>24</sub>H<sub>18</sub>N<sub>3</sub>Cl: C, 75.09; H, 4.73; N, 10.95; Found: C, 75.18; H, 4.94; N, 11.37. HRMS calcd for C<sub>24</sub>H<sub>19</sub>N<sub>3</sub>Cl (MH<sup>+</sup>) 384.1189; found 384.1162.