



HAL
open science

Removal of tetracycline by electrocoagulation: Kinetic and isotherm modeling through adsorption

Yasmine Ait Ouaisa, Malika Chabani, Abdeltif Amrane, Aicha Bensmaili

► To cite this version:

Yasmine Ait Ouaisa, Malika Chabani, Abdeltif Amrane, Aicha Bensmaili. Removal of tetracycline by electrocoagulation: Kinetic and isotherm modeling through adsorption. *Journal of Environmental Chemical Engineering*, 2014, 2 (1), pp.177-184. 10.1016/j.jece.2013.12.009 . hal-00925795

HAL Id: hal-00925795

<https://univ-rennes.hal.science/hal-00925795>

Submitted on 8 Jan 2014

HAL is a multi-disciplinary open access archive for the deposit and dissemination of scientific research documents, whether they are published or not. The documents may come from teaching and research institutions in France or abroad, or from public or private research centers.

L'archive ouverte pluridisciplinaire **HAL**, est destinée au dépôt et à la diffusion de documents scientifiques de niveau recherche, publiés ou non, émanant des établissements d'enseignement et de recherche français ou étrangers, des laboratoires publics ou privés.

Removal of tetracycline by electrocoagulation: kinetic and isotherm modeling through adsorption

Yasmine Ait ouaissa^{a,b}, Malika Chabani^a, Abdeltif Amrane^{c,d*} and Aicha Bensmaili^a

^aLaboratoire de Génie de la Réaction, Faculté de Génie des Procédés et Génie Mécanique

U.S.T.H.B. BP 32, El Allia, Bab Ezzouar, Algérie

^bCentre de Recherche Scientifique et Technique en Analyses Physico-chimiques BP 248,

CRAPC, Alger, Algérie

^cEcole Nationale Supérieure de Chimie de Rennes, CNRS, UMR 6226

Avenue du Général Leclerc, CS 50837, 35708 Rennes Cedex 7

^dUniversité européenne de Bretagne

*Corresponding author: Tel: 33 2 23 23 81 55, Fax: 33 2 23 23 81 20

E-mail: abdeltif.amrane@univ-rennes1.fr

Abstract

The use of antibiotics and growth hormones in human and veterinary medicine has a significant effect on the quality of surface and groundwater. The relevance of an electrocoagulation (EC) process for the removal of an antibiotic selected because of its wide application, high solubility in water, high residual toxicity and an absence of biodegradability, was examined in this study. Metal hydroxides generated during EC were used to remove tetracycline (TC) from aqueous solution. The knowledge regarding the removal mechanism of this substance has not been investigated up to now. Experiments were carried out in a batch electrochemical reactor using aluminum electrodes. The removal of TC was relatively fast and equilibrium was reached within 15 min. The effects of the main operating parameters were examined and showed that irrespective of the initial concentration and for pH ranging from 3 to 10, maximum removal efficiency remained close to 99%; while a sharp decrease was recorded at pH 2 (10 % removal). The results of this study also showed that the removal of TC from water was strongly affected by the current intensity. The mechanism of electrocoagulation was modeled using isotherm models and showed that the Sips isotherm matched satisfactorily experimental data, suggesting monolayer coverage of adsorbed molecules and assumed a quasi-Gaussian distribution energy owing to the high correlation also found for the Toth model. In addition, adsorption kinetic studies showed that the EC process followed a pseudo-second-order kinetic model at the various current densities, pH and initial antibiotic concentrations considered.

Keywords: Adsorption; Electrocoagulation; Combined processes; Tetracycline; Kinetics; Isotherm.

1. Introduction

Traditionally, the impact of chemical pollution has focused almost exclusively on the conventional priority pollutants. However, the growing use of pharmaceuticals worldwide, classified as the so-called emerging pollutants, has become a new environmental problem, which has raised great concern among scientists in the last few years [1]. More than 3,000 chemical products are used in human and veterinary medicine [2]. The use of antibiotics and growth hormones in human and veterinary has a significant effect on the quality of surface and ground water [3]. Among veterinary pharmaceuticals, antibiotics are widely prescribed with a prevalence of the tetracycline family; 50% of the antibiotics sold in France in 2004 [4]. At present, tetracycline antibiotics rank second in the production and usage of antibiotics worldwide [5]. It has been reported that TCs have been found in soils [6], surface water [7, 8], and groundwater [8]. Frequent application of tetracycline antibiotics has given cause for concern about increased antibiotic resistance of microorganisms in the terrestrial environment and the effect of antibiotics on plant growth [5]. The presence of TC and other antibiotics in natural environments can cause bacteria to acquire and transmit antibiotic-resistant genes, which potentially threatens ecosystem functions and human health [9]. Even low concentrations of pharmaceuticals released from the environmental matrix into water can pose serious environmental damages. Thus, it is of great importance to develop some efficient and cost-effective treatment technologies to remove such compounds.


Various techniques such as ozonation [10], photo-Fenton process [11], photo electrocatalytic degradation [12], ion exchange [13] and adsorption [14] have been employed for the removal of

tetracycline from water. Among these available methods, adsorption is a widely used effective

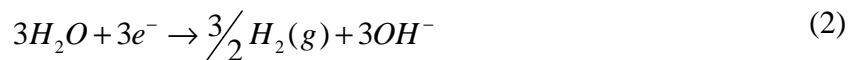
technology for the treatment of low concentration antibiotics. Recently, adsorption of tetracycline on sorbents based on metal or metal oxides such as montmorillonite [15], hydrous oxides of aluminum and iron [16, 17] were reported.

The present study proposes an electrocoagulation (EC) process for the removal of tetracycline, which was selected because of its wide application, high solubility in water, high residual toxicity and its absence of biodegradability. Recent research has demonstrated that electrocoagulation offers an attractive alternative method for treating water [18]. EC treatment is characterized by simple and easy operated equipment, short operation time, no addition of chemicals and low sludge production. Iron or aluminum is generally employed as a sacrificial electrode material in EC process but other anodes like magnesium alloy [19] and aluminium alloy [20] can also be used. The dissolved metal ions, at an appropriate pH, can form a wide range of hydro complex species and metal hydroxides that destabilize and aggregate the suspended particles or precipitate and adsorb dissolved contaminants [21]. The anodic and cathodic reactions for aluminium electrodes can be written as [22, 23]:

At the anode



At the cathode



The generated $Al_{(aq)}^{3+}$ ions combine with hydroxyl ions to form the metal hydroxydes which are partly soluble in the water under definite pH values. Al^{3+} and OH^- ions generated by electrode reactions (1) and (2) react to form various monomeric species such as $Al(OH)^{2+}$, $Al(OH)_2^+$, $Al_2(OH)_2^{4+}$, $Al(OH)_4^-$, and polymeric species such as $Al_6(OH)_{15}^{3+}$, $Al_7(OH)_{17}^{4+}$, $Al_8(OH)_{20}^{4+}$, $Al_{13}O_4(OH)_{24}^{7+}$, $Al_{13}(OH)_{34}^{5+}$, which transform finally into $Al(OH)_3(S)$ according to complex precipitation kinetics [21, 24].



The polymeric aluminum complexes can have both positive and negative charges capable of attracting the opposite charge of polluting species and remove them from the solution. Electrocoagulation is a complex and interdependent process strongly dependent on the chemistry of the aqueous medium [25]. The electrolyte pH plays an important role in the separation of suspended particles; at low pH the separation is dominated by precipitation while adsorption dominates at high electrolyte pH [22]. The $Al(OH)_3(s)$ formed “sweep flocs” have large surface areas which is beneficial for a rapid adsorption of soluble organic compounds and trapping of colloidal particles. Finally, these flocs can be easily removed from aqueous medium by sedimentation or H_2 flotation [24].

In this study, a series of batch experiments were conducted. The removal efficiency was investigated by a series of experiments under different experimental conditions such as reaction time, solution pH, initial tetracycline concentration and current intensity. To our knowledge, no report is available in the literature dealing with the reduction of TC concentration in water using the EC process.

2. Theoretical part

2.1. Electrocoagulation kinetics

The pollutant is generally adsorbed at the surface of the flocs electrochemically generated, following two consecutive separate processes: (i) An electrochemical process through which the metal flocs are generated; (ii) followed by a physico-chemical process, namely adsorption on the surface of the flocs [22].

The removal of pollutant is similar to conventional adsorption except the generation of coagulants. The electrode consumption can be estimated according to Faraday's Law and the amount of flocs generated can be stoichiometrically estimated. The formed aluminum floc traps the pollutant present in the solution by adsorption mechanism: From this, pollutant removal can be modeled by adsorption phenomena and the amount of adsorbed pollutant is [22]:

$$q_t = \frac{V(C_0 - C_t)}{M} \quad (4)$$

Where q_t is the amount of tetracycline (TC) adsorbed per gram of medium (mg/g), V is the volume of solution (L), M is the weight of electrode dissolved (g); C_0 and C_t are the initial concentration and the concentration of TC at any time t (mg/L), respectively.

In order to investigate the mechanisms of the OTC adsorption process, various kinetic models: pseudo-first-order, pseudo-second-order, Fractional Power and Elovich models were applied to describe the adsorption kinetics onto aluminum hydroxides. The most accurate model was selected according to the linear regression correlation coefficient values, R^2 .

The pseudo-first order kinetic model can be given as [26]:

(5)

$$\frac{dq}{dt} = K_1 (q_e - q_t)$$

Where K_1 (min^{-1}) is the constant rate of adsorption, q_t and q_e are the adsorbed amounts at a given time t and at equilibrium (mg/g) respectively. After integration between 0 and a given time t , it comes:

$$\ln\left(\frac{q_e - q_t}{q_e}\right) = -K_1 t \quad (6)$$

Which can be rearranged to give:

$$\ln(q_e - q_t) = \ln q_e - K_1 t \quad (7)$$

The pseudo second-order model kinetic equation is [27]:

$$\frac{dq}{dt} = K_2 (q_e - q_t)^2 \quad (8)$$

Where K_2 is the rate constant of the pseudo-second order equation (g/mg/min).

Integration leads to:

$$\frac{t}{q_t} = \frac{1}{K_2 q_e^2} + \frac{t}{q_e} \quad (9)$$

The adsorption of TC onto aluminum hydroxides was also examined by Elovich and Fractional Power. The linearized method was used to determine the parameters of the kinetic models.

The Elovich model kinetic equation is:

$$q_t = \left(\frac{1}{\beta}\right) \ln \frac{\alpha}{\beta} + \left(\frac{1}{\beta}\right) \ln t \quad (10)$$

The Elovich model was originally developed to describe the kinetics of heterogeneous chemisorptions of gases on solid surfaces. It has been used to describe the kinetics of sorption/desorption of various chemicals on solid phases. A plot of (q_t) vs. $(\ln t)$ should give a linear relationship if the Elovich model is applicable, with a slope of $1/\beta$ and an intercept of $1/\beta \ln(\alpha\beta)$.

The Fractional Power or Power Function model kinetic equation is:

$$q_t = K t^\nu \quad (11)$$

with ν a positive constant (<1) and K a constant.

The kinetic parameters were obtained from the plot $\ln(q_t)$ vs $\ln(t)$, with a slope of ν and an intercept of $\ln K$.

Equation 11 is empirical, except for the case where $\nu = 0.5$; then Eq.11 becomes similar to the Weber-Morris model. Equation 11 and various modified forms have been used by a number of researchers to describe the kinetics of solid phase sorption/desorption and chemical transformation processes.

2.2. Adsorption isotherm

Since the removal of pollutant is similar to conventional adsorption, except the generation of coagulants, adsorption isotherm models can be extended to describe experimental isotherm data and identify the mechanism of the adsorption process. Isotherm models with two and three parameters have been therefore considered to establish the relationship between the amounts of tetracycline adsorbed onto the aluminum hydroxides and its equilibrium concentration in the aqueous solution containing tetracycline. The general forms of both these models were described as follows.

The Langmuir equation:

$$\frac{C_e}{q_e} = \frac{1}{b} + \frac{q_0}{b} C_e \quad (12)$$

Where b (L/mg) is the binding constant and q_0 (mg/g) refers the maximum adsorption capacity, evaluated by plotting the C_e/q_e against C_e .

The Freundlich isotherm:

$$\ln q_e = \ln K_f + \frac{1}{n} \ln C_e \quad (13)$$

Where K_f and n are the constants which give adsorption capacity and intensity respectively.

The Sips equation:

In the Sips model (eq.14), q_e and C_e are the adsorption capacity at equilibrium and the equilibrium concentration, q_0 represents the maximum adsorption capacity, b the adsorption equilibrium constant and n the dissociation parameter. If $n = 1$, the Sips model reduces to the Langmuir model.

$$q_e = \frac{q_0 b C_e^n}{1 + b C_e^n} \quad (14)$$

The Toth equation:

The Toth model is derived from potential theory and is applicable to heterogeneous adsorption. This isotherm (Eq. (15)) presupposes a quasi-Gaussian energy distribution. Most sites have an adsorption energy lower than the peak or maximum adsorption energy.

$$q_e = \frac{q_0 C_e}{(b + C_e^m)^{1/m}} \quad (15)$$

3. Materials and Methods

3.1. Chemical and reagents

Tetracycline hydrochloride (>96%) was obtained from Fluka – sigma-Aldrich (St. Quentin Fallavier, France). The molecular structure and pKa of TC are shown in Fig.1. TC could have different charges on different sites depending on the pH. According to the speciation of TC under various pHs [28], when solution pH is below 3.3, TC exists as a cation, $+00$, due to the protonation of the dimethyl ammonium group. At pH between 3.3 and 7.7, the zwitterion form, $+−0$, predominates due to the loss of a proton from the phenolic diketone moiety. At solution pH greater than 7.7, a monovalent anion $+−−$, or a divalent anion $0−−$, from the loss of protons from the tricarbonyl system and phenolic diketone moiety prevail [29].

3.2. Experiments

Experiments were carried out in a batch electrochemical reactor of 800 mL capacity (Fig.2) with Aluminum / Aluminum as sacrificial anode of 28.5 cm^2 of submerged area. The electrode distance between anode and cathode was maintained constant at a value of 2 cm during electrolysis. A direct current was supplied by a DC regulated power source. Proper agitation was provided to maintain an uniform concentration inside the cell. A stock solution was prepared by dissolving an appropriate quantity of tetracycline in distilled water. The concentration of the supporting electrolyte was adjusted by adding KCl, and the tetracycline solutions were characterized by measuring their conductivity, which was found to be 1.2 mS/cm . The pH of the solution was adjusted by adding diluted HCl or NaOH. The sample was collected at every 30 s interval and then analyzed by UV-Vis spectroscopy. Experiments have been duplicated and the error was found to be below 5%.

3.3. Tetracycline measurement

Antibiotic concentrations were quantified by UV/Vis spectroscopy [30, 31] (UV-Vis – Shimadzu Recording Spectrophotometer UV-1800). Tetracycline absorbance was measured at 360 nm. This wavelength is an isobestic point for this antibiotic.

4. Results and Discussion

4.1. Effect of the operating parameters

4.1.1. Effect of the contact time

Fig.3 shows the effect of the shaking time on the removal of TC by electrocoagulation process. High removal rates of TC were observed at the onset; and then plateau values were gradually reached within 15 min.

The residual TC concentration versus time showed a single, smooth and continuous curve until reaching saturation (Fig.3), suggesting possible monolayer coverage of TC on the surface of the sorbent produced in situ.

4.1.2. Effect of the current intensity

In all electrochemical process, the current density is the most important parameter for controlling the reaction rate within the electrochemical reactor [32]. The current density is expected to exhibit a strong effect on EC, especially on the kinetics of removal, shortening the treatment. This is ascribed to the fact that at high current density, the extent of anodic dissolution of aluminum increases, resulting in a greater amount of precipitate for the removal of pollutants.

Moreover, bubble generation rate increases with increasing current intensity. These effects are both beneficial for high pollutant removal by H₂ flotation.

To investigate the effect of the current density, a series of experiments were performed using 50 mg/L TC containing solution, at pH=6, for current intensities varying from 0.1 to 0.8 A (Fig.4). The removal efficiency of TC increased rapidly up to 98% for a current intensity of 0.3 A after only 6 min (Fig.4). It can also be observed that when the current intensity increased, the operating time decreased. For example, when the current intensity was increased from 0.1 to 0.8 A, the retention time of TC solution in the electrocoagulation unit was shortened from 15 min to 5 min. This means that the electrocoagulation equipment can be almost three times smaller for 0.8 A current intensity. These results have to be related to the increase of the amount of Al³⁺ cations released by the anode and hence the increase of Al(OH)₃ particles. However, the difference between the curves corresponding to different current intensity became small when it was higher than 0.3 A. An optimum current density can therefore be defined. For the experimental conditions of Fig.4, optimal current seemed therefore to be equal to 0.3A

4.1.3. Effect of the pH

It has been established that the pH is one of the most significant factors affecting the performance of the electrochemical process, particularly on the performance of the electrocoagulation process [33]. To evaluate its effect, a series of experiments were performed, using 50 mg/L tetracycline for initial pH in the range 2 to 10. As illustrated in Fig.5, the removal efficiency of tetracycline remained constant and close to 99% for pH in the range 4 to 10, and decreased to 10 % for pH 2.

The effect of pH can be explained considering aluminum and TC equilibrium related to pH. At low pH, such as 2-3, cationic monomeric species Al³⁺ and Al(OH)₂⁺ predominated. Furthermore, when pH was below 3.3, TC existed as a cation, +00, due to the protonation of dimethyl

ammonium group, so the electrostatic repulsion between the cationic monomeric species (Al^{3+} and $\text{Al}(\text{OH})_2^+$) hindered the TC adsorption, resulting in a low efficiency.

According to the speciation of TC under various pHs [28], at pH between 3.3 and 7.7, TC exists as zwitterion $+0$, due to the loss of proton from the phenolic diketone moiety. On the other hand, when the pH was between 4 and 10, the Al^{3+} and OH^- ions generated by the electrode react to form various monomeric species such as $\text{Al}(\text{OH})_2^+$, $\text{Al}(\text{OH})_2^{2+}$ and polymeric species such as $\text{Al}_6(\text{OH})_{15}^{3+}$, $\text{Al}_7(\text{OH})_7^{4+}$, $\text{Al}_{13}(\text{OH})_{34}^{5+}$ which are finally converted into insoluble amorphous $\text{Al}(\text{OH})_{3(s)}$ through complex polymerization/precipitation kinetic [32]. The best removal of TC was accomplished by charge neutralization and adsorption in the presence of the species mentioned above. For Zhou et al. [34], the hydrolytic species such as $\text{Al}(\text{OH})_3$ with a large surface area and amorphous structure are positively charged and are therefore strongly adsorbed onto the organic anionic particle and become insoluble by hydrolyzed cationic species such as $\text{Al}(\text{OH})_2^+$ and hence are more strongly adsorbed on negative surface than the free hydrated metal ion.

At pH greater than 7.7, TC prevails as a monovalent anion, $+--$ or a divalent anion $0--$, from the loss of protons from the tricarbonyl system and phenolic diketone moiety. The high removal efficiency can be assigned to the double effects of the attracted force between the cationic species of Al^{3+} and anionic species of TC and the adsorption of this latter onto $\text{Al}(\text{OH})_3$, which presents a large surface area. These flocs are active leading to a rapid adsorption of soluble organic compound (and trapping of colloidal particle) and are easily separated from aqueous medium by sedimentation or H_2 flotation [35]

The surface complexes of zwitterionic species of TC were previously suggested by Figueroa et al [36] as the major contributor to the adsorption mechanism of a kaolinite, montmorillonite. These

results were also reported by Chen et al [37] who studied the adsorption and transformation of TC onto aluminum oxide.

4.1.4. Effect of the initial TC concentration

The initial concentration provides an important driving force to overcome all mass transfer resistances of solutes between the aqueous and the solid phase [38]. The effects of the initial concentration (10-300 mg/L) were investigated at constant current intensity 0.8 A with 1.25 g/L KCl in each experiment. The temperature of TC solution was maintained at 20°C and the EC experiments were run each time for about 15 min. The effect of the initial concentration on the removal yield is displayed in Fig.6, showing that the removal efficiency (RE) decreased almost linearly for increasing TC concentrations. The highest RE (96.5%) was obtained after only 2 min at 10 mg/L, while the lowest RE (50%) was obtained at 300 mg/L. Lower RE at higher TC concentration was caused by a lower amount of coagulant, $\text{Al}(\text{OH})_3$ species, which became therefore limiting.

4.2. Isotherm modeling

Analysis of the experimental adsorption data was carried out by considering the Langmuir, Freundlich Sips and Toth isotherms. The applicability of these isotherms was compared using the correlation coefficient R^2 . The values for the constants q_0 , b , K_f , n and m of the isotherms are collected in Table 1.

From Table 1 and based on the R^2 values, it can be noticed that the considered adsorption isotherms matched experimental data in the following increasing order: Sips > Toth > Langmuir > Freundlich isotherms. The above order revealed that the equilibrium data are better fitted by three-parameter models than two-parameter models. The Sips model was found to be the most

relevant to represent equilibrium data, showing that adsorption was heterogeneous and assumed a quasi-Gaussian distribution energy owing to the high R^2 value also found for the Toth model.

4.3. Kinetic studies

Pseudo-first, pseudo-second, Elovich and fractional Power models have been considered to describe experimental data and the corresponding correlation coefficients are given in Table 2. As shown, for all studied parameters the correlation coefficients for the first-order, Elovich and Power function kinetic models were relatively lower than those obtained for the second-order kinetic model for the various current densities, pH and initial TC concentrations considered. These results indicate that the second-order kinetic model can be suitably applied to predict the tetracycline adsorption process onto aluminum hydroxides.

This model supposes that two reactions either in series or in parallel occur; the first one is fast and reaches equilibrium quickly and the second is a lower reaction that can continue for a long period of time [39].

It has been observed above that the operating parameters have a significant influence on the rate constant K_2 of the pseudo-second order model (Eq.9). Fig.7a shows the influence of pH on the rate constant. It can be ascertained that the rate constant remained constant for pH values in the range of 4-10, similarly to the pH effect on TC removal yields.

The effect of the initial concentration on the rate constant shows that the reaction rate constant (K_2) decreased significantly for increasing initial TC concentrations (Fig.7b). This may be due to the fact that for a given charge, the number of hydroxides flocs generated was insufficient and an increase in the ratio of the initial concentration to the amount of flocs generated resulted in a reduction of the yield of TC removal.

The effect of the current intensity on the rate constant shows an increase for increasing current intensities (Fig.7c). This may be explained by the fact that for a given amount of pollutant, the amount of Al(OH)_3 generated increased with the current intensity.

5. Conclusion

This work was a first step to improve the knowledge regarding the process removal by electrocoagulation with aluminum electrodes. The EC method applied in this study provided a sensitive, rapid and reliable technique for the removal of TC. The use of aluminum as sacrificial electrodes in the treatment of synthetic TC solutions by electrocoagulation has been found to be dependent on pH, current intensity and initial concentration. By applying linear methods, the mechanism of EC was modeled using pseudo-first, Elovich, Power Function and pseudo-second order models and it was shown that the EC kinetic followed pseudo-second order kinetic and that the reaction rate constant was influenced by the operating parameters. The metal hydroxides generated by EC can efficiently remove tetracycline by adsorption, and the EC process was modeled using adsorption isotherm models, showing that the Sips model accurately described experimental data.

The results obtained in this study appear promising for the application of EC technology for the treatment of waters loaded with antibiotics, such as TC. For this purpose, they should be subsequently confirmed on real effluent

Nomenclature

α and β constants in the Elovich model

b	the binding constant in the Langmuir model	(L/mg)
C_0	the initial TC concentration	(mg/L)
C_t	TC concentration at a given time t	(mg/L)
K_1	the rate constant of adsorption	(min^{-1})
K_2	the rate constant of the pseudo-second order equation	(g/mg/min)
K_f	refers to the adsorption capacity in the Freundlich model	
K, ν	constants in the Fractional Power model	
M	the mass of electrode dissolved	(g)
q_e	the adsorbed amount at equilibrium	(mg/g)
q_t	the amount of tetracycline (TC) adsorbed per gram of medium	(mg/g)
q_0	refers to the maximum adsorption capacity	(mg/g)
n	refers to the intensity value in the Freundlich model	
m	Constant in the Toth model	
V	the volume of solution	(L)

References

- [1] Z. Zhang, D.P. Grover, J.L. Zhou, Monitoring Pharmaceuticals residues in sewage effluents, In: Handbook of water purity and quality, Ed.: Satinder Ahuja, Academic Press – Elsevier, Amsterdam. 315-342, 2009.
- [2] T.A. Ternes, A. Joss, H. Siegrist, Scrutinizing pharmaceuticals and personal care products in wastewater treatment, *Environ. Sci. Technol.* 38 (2004) 392A–399A.
- [3] P. Chang, J.-S. Jean, W.-T. Jiang, Z. Li, Mechanism of tetracycline sorption on rectorite, *Colloid Surf. A-Physicochem. Eng. Asp.* 339 (2009) 94–99.
- [4] N. Prado, J. Ochoa, A. Amrane, Biodegradation and biosorption of tetracycline and tylosin antibiotics inactivated sludge system, *Process Biochem.* 44 (2009) 1302–1306.
- [5] Y. Wan, Y. Bao, Q. Zhou, Simultaneous adsorption and desorption of cadmium and tetracycline on cinnamon soil, *Chemosphere* 80 (2010) 807–812.
- [6] S. O'Connor, D.S. Aga, Analysis of tetracycline antibiotics in soil: Advances in extraction, clean-up, and quantification, *Tr. AC Trends Anal. Chem.* 26 (2007) 456–465.
- [7] R.S. Valverde, M.D.G. García, M.M. Galera, H.C. Goicoechea, Determination of tetracyclines in surface water by partial least squares using multivariate calibration transfer to correct the effect of solid phase preconcentration in photochemically induced fluorescence signals, *Anal. Chim. Acta.* 562 (2006) 85–93.
- [8] W.-H. Tsai, T.-C. Huang, H.-H. Chen, J.-J. Huang, M.-H. Hsue, H.-Yi. Chuang, Y.-W. Wu, Determination of tetracyclines in surface water and milk by the magnesium hydroxide coprecipitation method, *J. Chromatogr. A* 1217 (2010) 415–418.

- [9] M.E. Lindsey, M. Meyer, E.M. Thurman, Analysis of trace levels of sulfonamide and tetracycline antimicrobials, in groundwater and surface water using solid phase extraction and liquid chromatography/mass spectrometry, *Anal. Chem.* 73 (2001) 4640–4646.
- [10] M.-H. Khan, H. Bae, J.-Y. Jung, Tetracycline degradation by ozonation in the aqueous phase: Proposed degradation intermediates and pathway, *J. Hazard. Mater.* 181 (2010) 659–665.
- [11] I.R. Bautitz, R.-F. Pupo Nogueira, Degradation of tetracycline by photo-Fenton process—solar irradiation and matrix effects, *J. Photochem. Photobiol. A-Chem.* 187 (2007) 33–39.
- [12] Y. Liu, X. Gan, B. Zhou, B. Xiong, J. Li, C. Dong, J. Bai, W. Cai, Photoelectrocatalytic degradation of tetracycline by highly effective TiO₂ nanopore arrays electrode, *J. Hazard. Mater.* 171 (2009) 678–683.
- [13] Y.-J. Wang, D.-A. Jia, R.-J. Sun, H.-W. Zhu, A.-M. Zhou, Adsorption and co-sorption of tetracycline and copper(II) on Montmorillonite as affected by solution pH, *Environ. Sci. Technol.* 42 (2008) 3254–3259.
- [14] C. Reyes, J. Fernandez, J. Freer, M.A. Mondaca, C. Zaror, S. Malato, H.D. Mansilla, Degradation and inactivation of tetracycline by TiO₂ photocatalysis, *J. Photochem. Photobiol. A-Chem.* 184 (2006) 141–146.
- [15] D. Avisar, O. Primor, I. Gozlan, H. Mamane, Sorption of Sulfonamides and Tetracyclines to Montmorillonite Clay, *Water Air Soil Pollut.* 209 (2010) 439–450.
- [16] E. Tanisa, K. Hannaa, E. Emmanuel, Experimental and modeling studies of sorption of tetracycline onto iron oxides-coated quartz, *Colloid Surf. A-Physicochem. Eng. Asp.* 327 (2008) 57–63.
- [17] W.-R. Chen, C.-H. Huang, Adsorption and transformation of tetracycline antibiotics with aluminum oxide, *Chemosphere* 79 (2010) 779–785.

- [18] S. Vasudevan, J. Jayaraj, J. Lakshmi, G. Sozhan, Removal of iron from drinking water by electrocoagulation: Adsorption and kinetics studies, *Korean J. Chem. Eng.* 26 (2009) 1058–1064.
- [19] S. Vasudevan, J. Lakshmi, G. Sozhan, Studies on a Mg-Al-Zn Alloy as an Anode for the Removal of Fluoride from Drinking Water in an Electrocoagulation Process, *Clean* 37 (2009) 372–378.
- [20] S. Vasudevan, J. Lakshmi, G. Sozhan, Studies on the Al-Zn-In-alloy as anode material for the removal of chromium from drinking water in electrocoagulation process, *Desalination* 275 (2011) 260–268
- [21] M. Kobyas, E. Demirbas, A. Dedeli, M.T. Sensoy, Treatment of rinse water from zinc phosphate coating by batch and continuous electrocoagulation processes, *J. Hazard. Mater.* 173 (2010) 326–334.
- [22] K. Chithra, N. Balasubramanian, modeling electrocoagulation through adsorption kinetics, *J. Model. Simul. Systems* 1 (2010) 124–130.
- [23] K. Bensadok, S. Benammar, F. Lapique, G. Nezzal, Electrocoagulation of cutting oil emulsions using aluminium plate electrodes, *J. Hazard. Mater.* 152 (2008) 423–430.
- [24] M. Bayramoglu, M. Kobyas, O.T. Can, M. Sozbir, Operating cost analysis of electrocoagulation of textile dye wastewater, *Sep. Purif. Technol.* 37 (2004) 117–125.
- [25] N. Balasubramanian, T. Kojima, C.A. Basha, C. Srinivasakannan, Removal of arsenic from aqueous solution using electrocoagulation, *J. Hazard. Mater.* 167 (2009) 966–969.
- [26] S. Lagergren, About the theory of so called adsorption of soluble substances, *Ksver Veterskapsakad Handl* 24 (1898) 1–6.
- [27] Y.S. Ho, G. McKay, the kinetics of sorption of divalent metal ions onto sphagnum moss peat, *Water Res.* 34 (2000) 735–742.

- [28] Z. Zhang, K. Sun, B. Gao, G. Zhang, X. Liu, Y. Zhao, Adsorption of tetracycline on soil and sediment: effects of pH and the presence of Cu (II), *J. Hazard. Mater.* 190 (2011) 856–862.
- [29] P.-H. Chang, Z. Li, T.-L. Yu, S. Munkhbayer, T.-H. Kuo, Y.-C. Hung, J.-S. Jean, K.-H. Lin, Sorptive removal of tetracycline from water by palygorskite, *J. Hazard. Mater.* 165 (2009) 148–155.
- [30] J. Kang, H. Liu, Y.-M. Zheng, J. Qu, J.-P. Chen, Systematic study of synergistic and antagonistic effects on adsorption of tetracycline and copper onto a chitosan, *J. Colloid Interface Sci.* 344 (2010) 117–125.
- [31] J. Wang, J. Hu, S. Zhang, Studies on the sorption of tetracycline onto clays and marine sediment from seawater, *J. Colloid Interface Sci.* 349 (2010) 578–582.
- [32] B. Merzouk, B. Gourich, A. Sekki, K. Madani, Ch. Vial, M. Barkaoui, Studies on the decolorization of textile dye wastewater by continuous electrocoagulation process, *Chem. Eng. J.* 149 (2009) 207–214.
- [33] D.L. Guerra, H.C.P. Oliveira, P.C. Corrêa da Costa, R.R. Viana, C. Airoidi, Adsorption of chromium (VI) ions on Brazilian smectite: Effect of contact time, pH, concentration, and calorimetric investigation, *Catena* 82 (2010) 35–44.
- [34] Y. Zhou, Z. Liang, Y. Wang, Decolorization and COD removal of secondary yeast wastewater effluents by coagulation using aluminum sulfate, *Desalination* 225 (2008) 301–311.
- [35] D. Ghernaout, B. Ghernaout, A. Saiba, A. Boucherit, A. Kellil, Removal of humic acids by continuous electromagnetic treatment followed by electrocoagulation in batch using aluminum electrodes, *Desalination* 239 (2009) 295–308.
- [36] R.A. Figueroa, A. Leonard, A.A. MacKay, Modeling tetracycline antibiotic sorption on clay, *Environ. Sci. Technol.* 38 (2004) 476–83.

- [37] O. Ajouyed, C. Hurel, M. Ammari, L. Ben Allal, N. Marmie, Sorption of Cr(VI) onto natural iron and aluminum (oxy)hydroxides: Effects of pH, ionic strength and initial concentration, *Journal of Hazardous Materials*, 174 (2010) 616–622.
- [38] L. Ji, W. Chen, L. Duan, D. Zhu, Mechanisms for strong adsorption of tetracycline to carbon nano tubes: A comparative study using activated carbon and graphite as adsorbents, *Environ. Sci. Technol.* 43 (2009) 2322–2327.
- [39] A. Behnamfard, M. Mehdi Salarirad, Equilibrium and kinetic studies on free cyanide adsorption from aqueous solution by activated carbon, *Journal of Hazardous Materials* 170 (2009) 127–133

Figure captions

Fig.1. Molecular structure of TC.

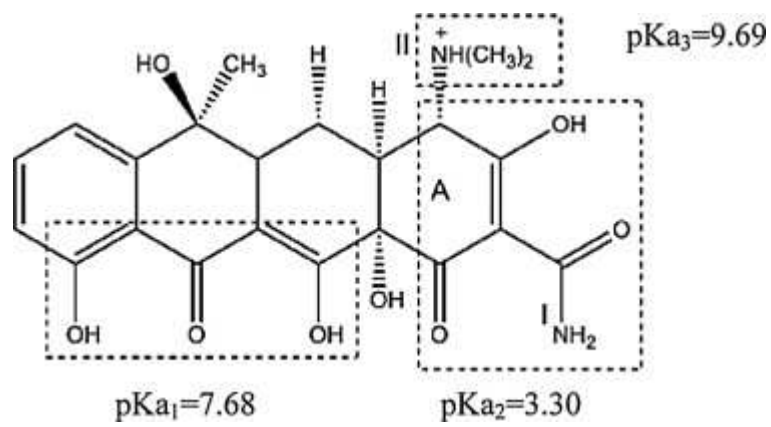


Fig.2. Schematic experimental setup of the electrocoagulation cell

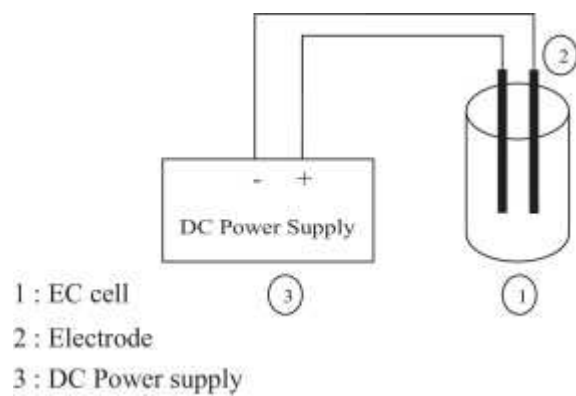


Fig.3. Effect of the contact time on the removal of TC by electrocoagulation process (conditions: initial concentration of TC, 50 mg/L; volume of solution medium, 800 mL; temperature, $20\pm 1^\circ\text{C}$; agitation rate, 400 tr/min, conductivity 1.2 ms/cm).

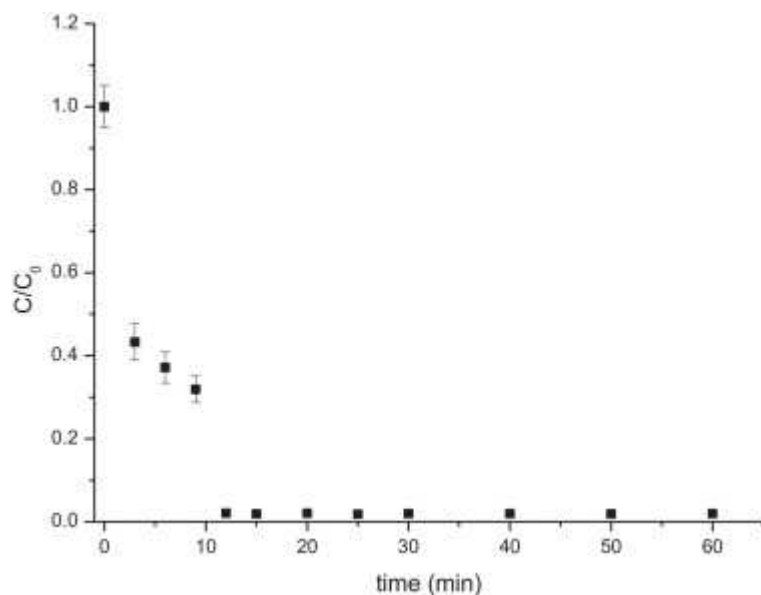


Fig.4. Effect of the current intensity on the removal of TC by electrocoagulation process (conditions: initial concentration of TC, 50 mg/L volume of solution medium, 800 mL; temperature, $20\pm 1^\circ\text{C}$; agitation rate, 400 tr/min, conductivity 1.2 ms/cm).

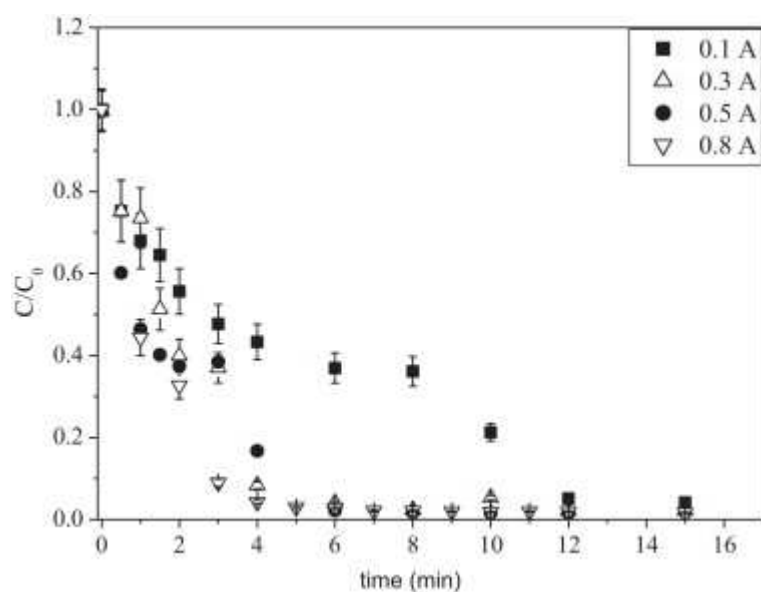


Fig.7. Effect of pH (a) initial concentration (b) and current intensity (c) on the rate constant K_2 .