

## An experimental study of the reactivity of CN<sup>-</sup> and C<sub>3</sub>N<sup>-</sup> anions with cyanoacetylene (HC<sub>3</sub>N)

Claire Romanzin, Essyllt Louarn, Joël Lemaire, Ján Žabka, Miroslav Polášek, Jean-Claude Guillemin, Christian Alcaraz

► **To cite this version:**

Claire Romanzin, Essyllt Louarn, Joël Lemaire, Ján Žabka, Miroslav Polášek, et al.. An experimental study of the reactivity of CN<sup>-</sup> and C<sub>3</sub>N<sup>-</sup> anions with cyanoacetylene (HC<sub>3</sub>N). *Icarus*, Elsevier, 2016, 268, pp.242-252. 10.1016/j.icarus.2015.12.001 . hal-01254809

**HAL Id: hal-01254809**

**<https://hal-univ-rennes1.archives-ouvertes.fr/hal-01254809>**

Submitted on 28 Jan 2016

**HAL** is a multi-disciplinary open access archive for the deposit and dissemination of scientific research documents, whether they are published or not. The documents may come from teaching and research institutions in France or abroad, or from public or private research centers.

L'archive ouverte pluridisciplinaire **HAL**, est destinée au dépôt et à la diffusion de documents scientifiques de niveau recherche, publiés ou non, émanant des établissements d'enseignement et de recherche français ou étrangers, des laboratoires publics ou privés.

## An experimental study of the reactivity of $\text{CN}^-$ and $\text{C}_3\text{N}^-$ anions with cyanoacetylene ( $\text{HC}_3\text{N}$ )

Claire Romanzin<sup>a</sup>, Essyllt Louarn<sup>a</sup>, Joël Lemaire<sup>a</sup>, Ján Žabka<sup>b</sup>, Miroslav Polášek<sup>b</sup>, Jean-Claude Guillemin<sup>c</sup>, Christian Alcaraz<sup>a</sup>

<sup>a</sup>Laboratoire de Chimie Physique, UMR 8000 CNRS, Université Paris Sud, 91405 Orsay cedex, France

<sup>b</sup>J. Heyrovsky Institute of Physical Chemistry of the ASCR, v.v.i. Dolejškova 3, 182 23 Prague 8, Czech Republic

<sup>c</sup>Institut des Sciences Chimiques de Rennes, Ecole Nationale Supérieure de Chimie de Rennes, CNRS, UMR 6226, 11 allée de Beaulieu, CS 50837, 35708 Rennes, France

### Abstract

The reactions of the  $\text{CN}^-$  and  $\text{C}_3\text{N}^-$  anions with cyanoacetylene  $\text{HC}_3\text{N}$ , of special interest for the chemistry of Titan's upper atmosphere, have been investigated by means of FTICR mass-spectrometry. Primary ions,  $\text{CN}^-$  and  $\text{C}_3\text{N}^-$ , have been produced by dissociative electron attachment (DEA) from  $\text{BrCN}$  and  $\text{BrC}_3\text{N}$ , and prepared in a clean way before reaction. Total rate constants have been measured for both reactions at 300 K and are found to be:  $(3.9 \pm 0.5) 10^{-9}$  and  $(1.0 \pm 0.2) 10^{-10} \text{ cm}^3 \cdot \text{s}^{-1}$  for the reaction of  $\text{HC}_3\text{N}$  with  $\text{CN}^-$  and  $\text{C}_3\text{N}^-$ , respectively. For the  $\text{CN}^- + \text{HC}_3\text{N}$  reaction, proton transfer is found to be the only reactive channel within our detection limits. Proton transfer is also dominant for the  $\text{C}_3\text{N}^- + \text{HC}_3\text{N}$  reaction but the resulting ionic product being identical to the primary ion  $\text{C}_3\text{N}^-$ , this process is transparent for the kinetics of the  $\text{C}_3\text{N}^- + \text{HC}_3\text{N}$  reaction and the kinetic rate retrieved corresponds to a slow and competitive detachment pathway. Yet the nature and energetics of the neutral product(s) formed through this process remain unknown. Additional experiments using isotopic products have allowed to retrieve specific rate constants associated to the proton transfer channel in the  $\text{C}_3^{15}\text{N}^- + \text{HC}_3\text{N}$  and  $\text{C}_3\text{N}^- + \text{HC}_3^{15}\text{N}$  reactions and the measured rates are found to be significantly lower than for the  $\text{CN}^- + \text{HC}_3\text{N}$  system. This decrease and the evolution of reactivity when going from  $\text{CN}^-$  to  $\text{C}_3\text{N}^-$  and the opening of a new detachment pathway is finally discussed.

### Keywords

chemistry, reactivity, experiments, anions, cyanide, cyanoacetylide, ionosphere, Titan, kinetics, FTICR-MS

### 1. Introduction

Ionic species are ubiquitous in space but it is only recently that the presence of negatively charged species has been evidenced. Although the question of their detection in the interstellar medium had been raised several decades ago (Herbst, 1981), the first detection of a negatively charged molecular species in an interstellar environment ( $\text{C}_6\text{H}^-$ ) has been reported in 2006. Since then, several other anions ( $\text{C}_4\text{H}^-$ ,  $\text{C}_8\text{H}^-$ ,  $\text{CN}^-$ ,  $\text{C}_3\text{N}^-$  and  $\text{C}_5\text{N}^-$ ) have been observed either in dense clouds or circumstellar envelopes (Agúndez et al., 2008; Agúndez et al., 2010; Brünken et al., 2007; Cernicharo et al., 2007; Cernicharo et al., 2008; McCarthy et al., 2006; Thaddeus et al., 2008) and that changed the present view of inter- and circumstellar chemistry (Harada and Herbst, 2008; Millar et al., 2007; Walsh et al., 2009).

The presence of anions in the atmosphere of Titan had also been considered for a long time, but they were expected **to lie in the cosmic-ray induced ionosphere, close to the surface, where pressure conditions enable three-body electron attachment processes** (Borucki et al., 1987; Capone et al., 1976). The discovery of negative ions in the upper part of Titan's atmosphere in the frame of the Cassini-Huygens mission was thus completely unexpected (Coates et al., 2007; Waite et al., 2007) **given the low pressure conditions prevailing there**. Their presence was indeed inferred from data delivered by the electron spectrometer (ELS) of the CAPS (Cassini Plasma Spectrometer) instrument on board Cassini, *a priori* not dedicated to the measurement of ionic species. The mass-resolution obtained is thus quite poor but it is important to note that the spectra retrieved extend up to  $m/z$  10 000. Additionally heavy positively charged species (up to  $m/z$  350) were also observed in this region thanks to the ion beam sensor of CAPS (CAPS-IBS) and to the INMS (Ion Neutral Mass Spectrometer) instrument also on board the Cassini orbiter (Waite et al., 2007). The presence of such heavy species in significant abundances at high altitudes suggests that a more complex than previously thought ionospheric chemistry is at play, which is somehow related to the formation of the haze particles obscuring the surface of the satellite. Following measurements by CAPS, INMS and RPWS (Radio and Plasma Wave Science) instruments during appropriate flybys have allowed to confirm these results and to better characterize the distribution of the charged species in the 950 – 1400 km altitude range (Ågren et al., 2012; Coates et al., 2009; Cray et al., 2009; Shebanits et al., 2013; Wahlund et al., 2009). However some major questions remain opened, in particular concerning their chemical nature and reactivity. As stated above, given the poor resolution of the mass spectra retrieved, one can only speculate on the chemical nature of the anions observed in Titan's ionosphere. This ambiguity has been partially raised by the development of the first ionospheric model of Titan including negative ion chemistry (Vuitton et al., 2009) which provides some keys for the identification of the lower-mass anions. On the basis of this chemical model, the most likely candidates for the lighter anions are  $\text{CN}^-$ ,  $\text{C}_3\text{N}^-/\text{C}_4\text{H}^-$  and  $\text{C}_5\text{N}^-$  with a significant contribution of polyyne-anions type ( $\text{C}_4\text{H}^-$  and  $\text{C}_6\text{H}^-$ ) below 800 km. Yet, as underlined by the authors themselves, the chemical scheme suffers from a poor knowledge of negative ion-chemistry.

Actually the  $\text{C}_{2p}\text{H}^-$  and  $\text{C}_{2p+1}\text{N}^-$  species have triggered a lot of theoretical interest e.g. (Botschwina and Oswald, 2008a; Botschwina and Oswald, 2008b; Harrison and Tennyson, 2011; Pascoli and Lavendy, 1999; Senent and Hochlaf, 2010; Wang et al., 1995; Zhan and Iwata, 1996). Their photoelectron spectroscopy has been investigated through a series of experiments by Neumark and co-workers (Bradforth et al., 1993; Garand et al., 2009; Garand et al., 2010; Sheehan et al., 2008a; Sheehan et al., 2008b; Taylor et al., 1998; Zhou et al., 2007) but, apart from some IR/UV spectra in rare-gas matrices (Coupeaud et al., 2008; Grutter et al., 1999; Kołos et al., 2008; Turowski et al., 2008) and rotational spectra (Amano, 2010; McCarthy et al., 2006; McCarthy and Thaddeus, 2008; Thaddeus et al., 2008), knowledge on their spectroscopy is still limited.

Owing to their presence in interstellar environments where atomic species and molecular hydrogen are their most probable collision partners, the reactions of  $\text{C}_{2p}\text{H}^-$  and  $\text{C}_{2p+1}\text{N}^-$  with O, N, H and  $\text{H}_2$  have been studied both theoretically and experimentally (Barckholtz et al., 2001; Eichelberger et al., 2007; Snow et al., 2009; Yang et al., 2011; Yang et al., 2010) and studies of reactions with molecular species other than  $\text{H}_2$  are scarce (Biennier et al., 2014; Botschwina and Oswald, 2010; Carles et al., 2011; Shi and Ervin, 2000; Žabka et al., 2014; Žabka et al., 2012). In the context of the ionospheric chemistry of Titan, though, recent experimental efforts have been made to study the

reaction of  $\text{CN}^-$  with cyanoacetylene ( $\text{HC}_3\text{N}$ ), one of the neutral species abundantly present in Titan's upper atmosphere e.g. (Cui et al., 2009) and whose reaction with cyanide anion is identified as the main formation process of  $\text{C}_3\text{N}^-$  according to (Vuitton et al., 2009).

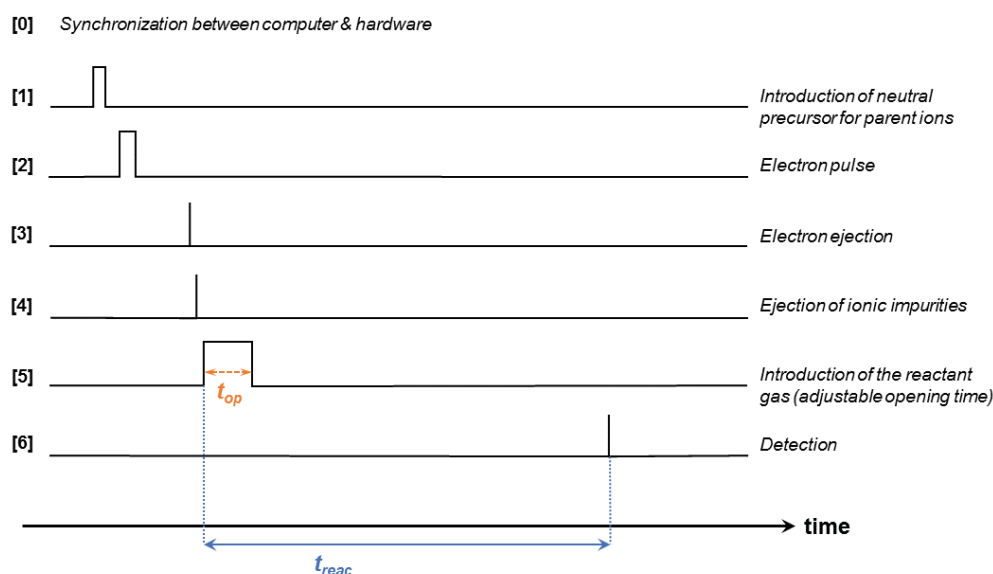
In the present paper, we focus on the reaction of  $\text{CN}^-$  and  $\text{C}_3\text{N}^-$  with  $\text{HC}_3\text{N}$ . As suggested by previous results (Žabka et al., 2012), it could indeed be a potential pathway towards the production of larger species, especially  $\text{C}_5\text{N}^-$ , via the elimination of a  $\text{HCN}$  molecule. After a brief presentation of the experiments in Section 2, details on the experimental kinetic measurements performed are given in Section 3 and further discussed in Section 4. The last section, Section 5, presents some concluding remarks.

## 2. Experimental details

The experiments presented here have been performed on the MICRA (Mobile ICR Analyzer) set-up from the LCP in Orsay. A complete description of this apparatus can be found in (Mauclaire et al., 2004). Briefly, MICRA is a compact mobile Fourier-Transform Ion Cyclotron Resonance Mass-Spectrometer (FTICR-MS) providing high-resolution mass-spectra and well-adapted for kinetic studies (Dehon et al., 2011).

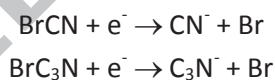
Primary ions,  $\text{CN}^-$  and  $\text{C}_3\text{N}^-$ , are produced by dissociative electron attachment (DEA) from  $\text{BrCN}$  and  $\text{BrC}_3\text{N}$ . The formation of  $\text{C}_3\text{N}^-$  from  $\text{BrC}_3\text{N}$  and by DEA is unprecedented and opens the way for the production of cyanopolyne anions. Cyanogen bromide ( $\text{BrCN}$ , 97 %) is purchased from Sigma Aldrich. Bromocycloacetylene ( $\text{BrC}_3\text{N}$ ) is not a commercial product and is thus obtained by chemical synthesis following the procedure described in (Cabezas et al., 2014; Kloster-Jensen, 1963). This is also the case for the cyanoacetylene ( $\text{HC}_3\text{N}$  and  $\text{HC}_3^{15}\text{N}$ ) reactant molecule which is obtained according to the protocol reported by Miller and Lemon (Miller and Lemmon, 1967). **To produce  $\text{C}_3^{15}\text{N}^-$  parent anions, DEA cannot be used since  $\text{BrC}_3^{15}\text{N}$  precursor is difficult to synthesize.  $\text{C}_3^{15}\text{N}^-$  parent anions is thus obtained from the reaction of  $\text{C}_3\text{N}^-$  with  $\text{HC}_3^{15}\text{N}$  (see § 3.3.) and isolated in the ICR trap thanks to the application of an appropriate RF sequence to eliminate all anions except  $\text{C}_3^{15}\text{N}^-$ .** All the products were purified through several pump-thaw cycles prior to any use and their mass spectrometry analysis did not reveal the presence of major impurities.

The neutral precursor of the primary ions and the reactant gas are introduced via two separate gas-lines through independent three-way pulsed valves that directs the gas flow, either to the mass-spectrometer main chamber, or to a gas-inlet evacuation line. The admission of the different gases into the cell follows a well-defined sequence. A timing diagram for a typical measurement sequence is presented in Fig. 1 and detailed hereafter.



**Fig. 1.** Typical timing-diagram for a measurement sequence. **Typical durations for each sequence are: 100 ms for [1], 300 ms for [2], from 0 to 1500 ms for [5] and 2000 ms for [6].** Note that, if necessary, additional steps can be inserted to thermalize the primary ion with a pulse of He before the introduction of the reactant gas.

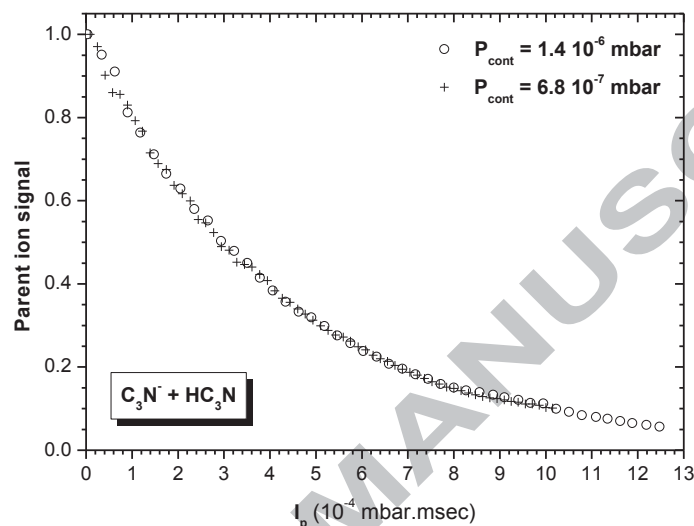
After a preliminary synchronization between the computer and the hardware [0], the parent ion neutral precursor BrCN (resp. BrC<sub>3</sub>N) is introduced into the ICR cell ( $P \approx 6.7 \cdot 10^{-7}$  mbar for 110 ms) [1]. A 300 ms low-energy electron pulse is then applied [2] to produce the CN<sup>-</sup> (resp. C<sub>3</sub>N<sup>-</sup>) parent ions by DEA (Brüning et al., 1996; Royal and Orel, 2006) following:



Once the residual electrons have been ejected [3], the mass spectrum of the anions produced by DEA is checked. CN<sup>-</sup> (resp. C<sub>3</sub>N<sup>-</sup>) is by far the major anion produced. A very small amount of Br<sup>-</sup> ion is observed however, and an appropriate RF pulse is applied to eject it and keep the CN<sup>-</sup> (resp. C<sub>3</sub>N<sup>-</sup>) parent anion only [4]. This method provides a clean way to completely prepare the reactant anion before the reaction to be studied starts. The reactant gas HC<sub>3</sub>N (resp. HC<sub>3</sub><sup>15</sup>N) is then admitted for a given period defined by the valve opening duration time  $t_{op}$  [5] which is increased step by step to vary the amount of reactant gas introduced. Following the beginning of the reactant gas introduction, the ions are allowed to react for a fixed 2000 ms-long period ( $t_{reac}$ ). Parent and product ions are finally detected in a last step [6], before another sequence starts for a new value of  $t_{op}$ .

The pressure of the neutral reactant gas is adjusted with the valve maintained in open position (steady-state pressure –  $P_{cont}$  ranging from  $1.3 \cdot 10^{-7}$  to  $2.1 \cdot 10^{-6}$  mbar) before each series of measurements. The amount of gas contained in the gas pulse is expected to be proportional to  $P_{cont}$  and  $t_{op}$ . However, in order to insure a more precise control of this critical experimental parameter, a real-time pressure measurement  $p(t)$  is performed over the whole reacting sequence. The integral  $I_p = \int_0^{t_{reac}} p \cdot dt$  is thus equivalent to the real effective amount of cyanoacetylene introduced (see also § 3.1.) and is the variable used in the kinetics analysis. The  $p(t)$  measurement is achieved by measuring the ion current on the collector of a Bayard-Alpert ionization gauge (Micro-ion gauge,

Brooks automation) (Louarn et al., 2013). As the gauge sensitivity depends on the nature of the gas, an absolute calibration of the Bayard-Alpert gauge was carried out just before the measurements using a Baratron gauge (MKS Instruments, Model 270B). The correcting factors extracted from the calibration for  $N_2$  and  $HC_3N$  are 1.01 and 2.93 respectively. The close to one value obtained for  $N_2$  was expected since Bayard Alpert gauges are factory calibrated for nitrogen. Note also that the result for  $HC_3N$  is close to the value calculated using the ratio of  $HC_3N$  to  $N_2$  polarizabilities which is 3.33 (Woon and Herbst, 2009).



**Fig. 2.** Typical evolution of the  $C_3N^-$  primary ion signal for the reaction of  $C_3N^-$  with  $HC_3N$  using two different steady-state pressure ( $P_{cont}$ ) conditions of the neutral reactant gas.

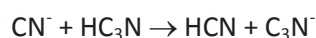
As an illustration, two series of measurements obtained for different  $HC_3N$  steady-state pressures are presented in Fig. 2. In this figure, the normalized intensity of the parent ion signal is plotted as a function of  $I_p$  so that, within the same series of measurements, each point corresponds to the ion signal for a given opening duration of the  $HC_3N$  admission valve  $t_{op}$ .

Note also that an additional sequence [4'] consisting in a 50 ms pulse of helium was inserted between [4] and [5] in order to thermalize the parent ions just formed to check to what extent kinetic energy and/or partial excitation of the parent ion could affect the rate constants. In the following, we will refer to the series of experiments performed without [4'] as "without thermalization" in opposition to the "with thermalization" ones.

### 3. Kinetic measurements

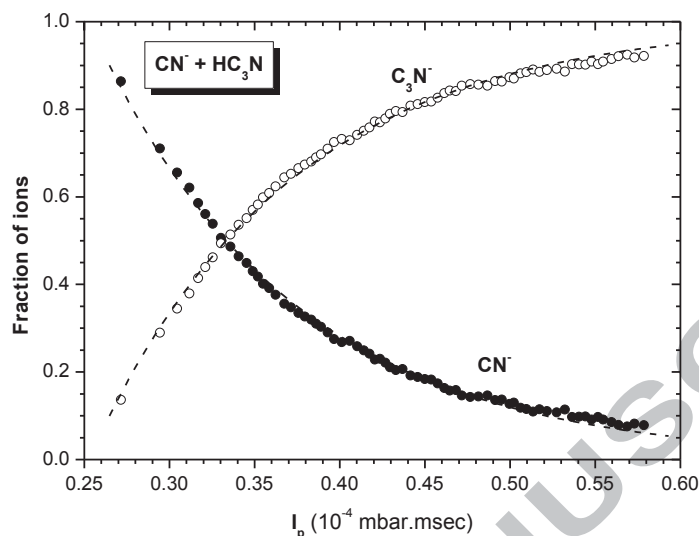
#### 3.1. Data analysis and rate coefficient determination for $CN^- + HC_3N$

Fig. 3 presents a kinetic measurement relative to the  $CN^- + HC_3N$  reaction. As can be seen on this figure, the  $CN^-$  primary ion disappears and formation of the  $C_3N^-$  anion resulting from an efficient proton-transfer is observed:



No other ionic product is observed as previously reported by several authors (Biennier et al., 2014; Carles et al., 2011; Žabka et al., 2012). Moreover, as, within experimental uncertainties, the  $C_3N^-$

production rate is found to be the same as the  $CN^-$  destruction rate over the range of  $I_p$  values probed here, it can be concluded that the proton transfer is the main channel for this reaction.



**Fig. 3.** Evolution of the normalized primary ( $CN^-$ ) and product ( $C_3N^-$ ) ion signals for the reaction of  $CN^-$  with  $HC_3N$ . Fits of the experimental data are indicated by dashed lines.

From these measurements, it is possible to retrieve the kinetic rate constant of the  $CN^- + HC_3N$  reaction considering that the decrease of the  $CN^-$  parent ion follows:

$$\frac{d[CN^-]}{dt} = -k \cdot [CN^-] \cdot [HC_3N]$$

with  $[X]$ , the number of  $X$  molecules per unit of volume and  $k$ , the bimolecular rate constant in  $cm^3 \cdot s^{-1}$ . This expression indeed leads to:

$$[CN^-]_{t_{reac}} = [CN^-]_0 \cdot \exp\left(-k \cdot \int_0^{t_{reac}} [HC_3N] \cdot dt\right)$$

which can also be written:

$$[CN^-]_{t_{reac}} = [CN^-]_0 \cdot \exp\left(-\frac{k}{k_b \cdot T} \cdot I_p\right)$$

since:

$$I_p = \int_0^{t_{reac}} p \cdot dt = k_b \cdot T \int_0^{t_{reac}} [HC_3N] \cdot dt$$

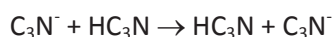
with  $k_b$  the Boltzmann's constant.

Fitting of the experimental data to an exponential leads to values of  $(3.9 \pm 0.5) 10^{-9} cm^3 \cdot s^{-1}$  and  $(3.5 \pm 0.4) 10^{-9} cm^3 \cdot s^{-1}$  for  $k$ , when the experiment is performed at 300 K, respectively with and without thermalization of the primary ion before reaction. The uncertainties presented here correspond to the quadratic sum of the statistical error on the fit and the uncertainty (10 %) on the absolute value of the target pressure. These two values are in excellent agreement with the value of  $3.8_{-0.8}^{+1.9} 10^{-9} cm^3 \cdot s^{-1}$  already reported in the literature by (Biennier et al., 2014) at 294 K in the CRESU apparatus (Reaction Kinetics in Uniform Supersonic Flow) and in good agreement, within error bars, with the

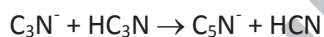
larger value of  $(4.8 \pm 1.4) 10^{-9} \text{ cm}^3 \cdot \text{s}^{-1}$  reported by (Carles et al., 2011) at room temperature in a Flowing Afterglow Langmuir Probe - Mass Spectrometer (FALP-MS). This also confirms that in our experiments  $\text{CN}^-$  is certainly formed with very little energy in excess as expected.

### 3.2. Investigation of the $\text{C}_3\text{N}^- + \text{HC}_3\text{N}$ reaction

The reaction of  $\text{C}_3\text{N}^-$  with cyanoacetylene has been studied using the experimental protocol reported above for  $\text{CN}^-$  and  $\text{HC}_3\text{N}$ . As in the previous system, the occurrence of the proton-transfer channel:

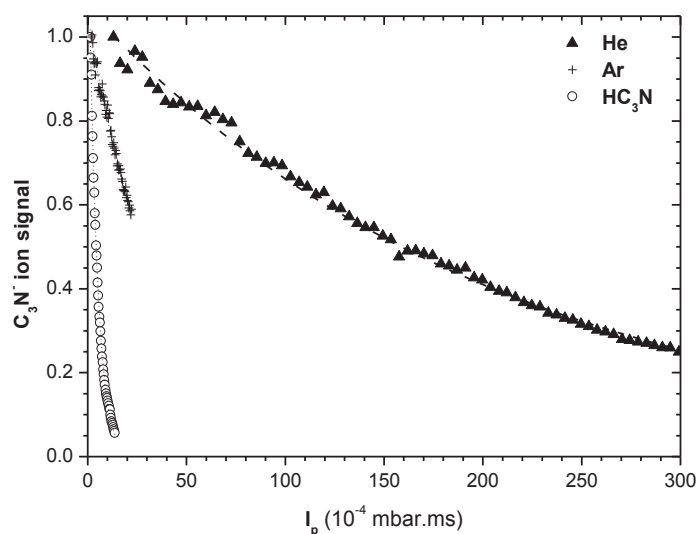


was anticipated. However, it would lead to a  $\text{C}_3\text{N}^-$  product anion that cannot be distinguished from the primary ion. According to the experimental and theoretical results previously obtained (Žabka et al., 2014; Žabka et al., 2012), the formation of the heavier  $\text{C}_5\text{N}^-$  anion associated with the loss of a HCN molecule:



was observed but in small quantities and only in a regime of multiple collisions at higher pressures of the target gas. Therefore, it was important to characterize its formation in a single collision regime.

In our work here, no ionic product different from the  $\text{C}_3\text{N}^-$  parent-ion was detected despite a clear decrease of the primary-ion signal (see Fig. 2). Note that, this  $\text{C}_3\text{N}^-$  loss is observed at much higher values of  $I_p$  than the ones used for the  $\text{CN}^- + \text{HC}_3\text{N}$  reaction, thus explaining why it is not visible in Fig. 3. The rate constant associated with the disappearance of the  $\text{C}_3\text{N}^-$  ion, when these experiments are performed at 300 K, was found to be equal to  $(1.0 \pm 0.2) 10^{-10} \text{ cm}^3 \cdot \text{s}^{-1}$  and  $(1.0 \pm 0.1) 10^{-10} \text{ cm}^3 \cdot \text{s}^{-1}$  respectively with and without thermalization of the primary ion by He before reaction. This rate constant being quite low and in absence of any ionic product, a series of control experiments in which the reactant gas  $\text{HC}_3\text{N}$  was replaced by rare-gas of different masses (He and Ar) has been carried out to check whether the observed decrease could be due to the diffusion of  $\text{C}_3\text{N}^-$  out of the cell because of non-reactive collisions or to direct collisional detachment although rather unlikely given the high electron affinity of  $\text{C}_3\text{N}^-$ . Results from these experiments are presented in Fig. 4.





**Fig. 4.** Decrease of the  $C_3N^-$  primary ion signal resulting from collisions of  $C_3N^-$  with: (a) the reactant gas  $HC_3N$  (open circle),  $P_{cont} = 1.4 \cdot 10^{-6}$  mbar; (b) Ar (cross),  $P_{cont} = 2.1 \cdot 10^{-6}$  mbar; (c) He (solid triangle)  $P_{cont} = 3.3 \cdot 10^{-6}$  mbar. Fits of the experimental data are indicated by dashed lines.

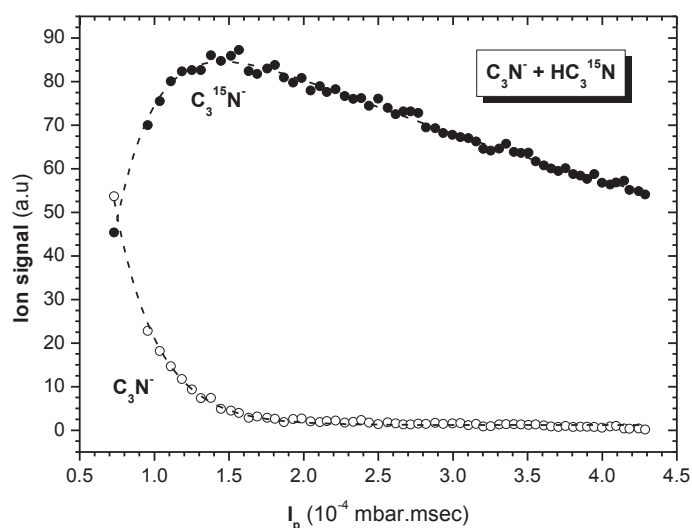
As can be seen from this figure, the decrease observed for the primary ion in presence of cyanoacetylene is of no comparison with the ones observed with rare-gas. The bimolecular rate constants retrieved from the exponential fit of these data lead indeed to much lower values than the ones observed with  $HC_3N$  ( $2 \cdot 10^{-12}$  and  $1 \cdot 10^{-11} \text{ cm}^3 \cdot \text{s}^{-1}$  for He and Ar respectively). The observed behaviour is therefore likely attributable to a reactive process leading to one or several neutral products known respectively as associative detachment (AD) or reactive detachment (RD). In our case, a straightforward AD process would lead to a stable neutral product of molecular formula  $HC_6N_2$ . The energetics and the structure of this neutral product will be discussed later (see Section 4.1.) as well as the implications such a process may have on the hypothesis of a growth mechanism of  $C_{2p+1}N^-$  species by ion-molecule reaction (see Section 4.3.).

### 3.3. Investigation of the $C_3N^- + HC_3^{15}N$ reaction

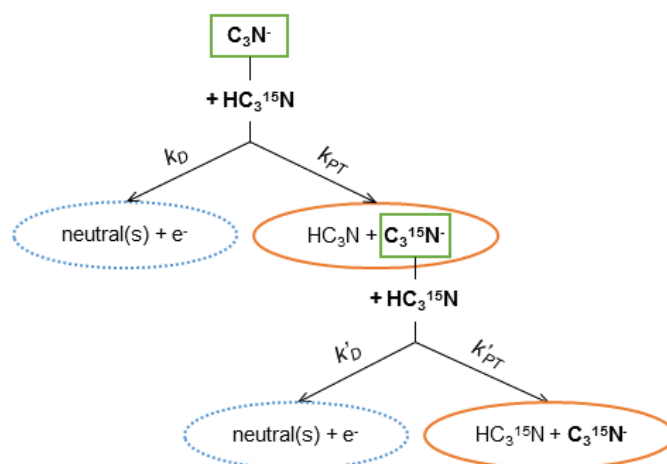
In order to further investigate the proton transfer channel, the first way to differentiate the parent and product anions, is to use an isotopic labelled target,  $HC_3^{15}N$ . The synthesis of the labelled cyanoacetylene follows the same scheme except that one starts from the  $^{15}N$  labelled ammonium chloride ( $^{15}NH_4Cl$ ) (99%  $^{15}N$  from Cortecnet Europe) to produce ammonia,  $^{15}NH_3$ . A rapid conversion of the parent ion into its isotopic homologue is observed:



together with a moderately rapid loss of the ionic product as shown in Fig. 5. This evolution is consistent with the existence of a competing AD or RD channel and can be accounted for by the reaction scheme proposed in Fig. 6. The ionic product,  $C_3^{15}N^-$ , resulting from the proton transfer can indeed react itself with the surrounding neutral reactant  $HC_3^{15}N$  leading, either to an ion of same nature ( $C_3^{15}N^-$ ) *via* proton-transfer (transparent for the kinetics as for the  $C_3N^- + HC_3N$  reaction), or to a neutral product through a slower AD/RD process. This latter channel would thus be responsible for the partial loss of the ionic product observed.



**Fig. 5.** Evolution of the primary ( $C_3N^-$ ) and product ( $C_3^{15}N^-$ ) ion signals for the reaction of  $C_3N^-$  with  $HC_3^{15}N$ . Fits of the experimental data are indicated by dashed lines.



**Fig. 6.** Chemical scheme for the reaction of  $C_3N^-$  with  $HC_3^{15}N$ . The D and PT subscripts refer respectively to detachment (either associative or reactive) and proton transfer while the  $k'$  refers to subsequent reactions of the  $C_3^{15}N^-$  ionic product.

Assuming this hypothesis, a global fit of the primary and product ions data set shown on Fig. 5 (dashed lines) has allowed us to retrieve the global rate constant  $k = k_D + k_{PT}$  and  $k'_D$  for each reaction. The values obtained are summarized in Table 1. As  $k_D$  and  $k_{PT}$  cannot be determined separately, it has been assumed that  $k_D \approx k'_D$ , which is reasonable according to the fact that all the measured  $k_D$  values for the  $C_3N^- + HC_3N$ ,  $C_3N^- + HC_3^{15}N$  and  $C_3^{15}N^- + HC_3N$  reactions have been found to be very similar. An estimate for  $k_{PT}$  can thus be retrieved from:  $k_{PT} \approx k - k'_D$  and is also given in Table 1.

| Reactive system       | Products of reaction  | Kinetic rate constants <sup>a</sup> ( $cm^3 \cdot s^{-1}$ ) |                          |                          |
|-----------------------|-----------------------|---|--------------------------|--------------------------|
|                       |                       |   | without thermalization   | with thermalization      |
| $CN^- + HC_3N$        | $HCN + C_3N^-$        | $k_{PT}$  | $(3.5 \pm 0.4) 10^{-9}$  | $(3.9 \pm 0.5) 10^{-9}$  |
| $C_3N^- + HC_3N$      | neutral(s) + $e^-$    | $k_D$   | $(1.0 \pm 0.1) 10^{-10}$ | $(1.0 \pm 0.2) 10^{-10}$ |
| $C_3N^- + HC_3^{15}N$ | neutral(s) + $e^-$    | $k'_D$  | $(7 \pm 2) 10^{-11}$     | $(7.0 \pm 0.9) 10^{-11}$ |
|                       | $HC_3N + C_3^{15}N^-$ | $k_{PT}^b$  | $(1.3 \pm 0.3) 10^{-9}$  | $(1.4 \pm 0.3) 10^{-9}$  |
| $C_3^{15}N^- + HC_3N$ | neutral(s) + $e^-$    | $k$   | $(1.2 \pm 0.2) 10^{-9}$  |                          |
|                       | neutral(s) + $e^-$    | $k'_D$  | $(8.0 \pm 0.9) 10^{-11}$ |                          |
|                       | $HC_3^{15}N + C_3N^-$ | $k_{PT}^b$  | $(1.1 \pm 0.3) 10^{-9}$  |                          |

**Table 1.** Kinetic data for the reactions of  $CN^-$  and  $C_3N^-$  with  $HC_3N$ .

<sup>a</sup> The values presented here result from the average of several independent measurements performed for different steady-state pressure conditions of cyanoacetylene.

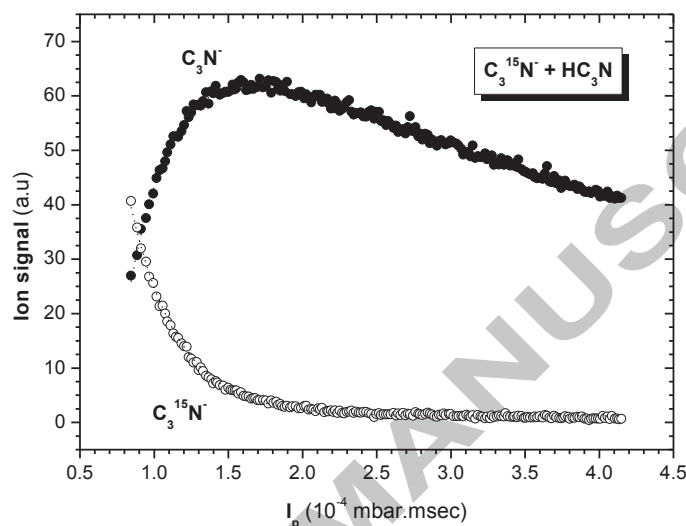
<sup>b</sup>  $k_{PT}$  is obtained from  $k = k_D + k_{PT}$  assuming that  $k_D \approx k'_D$ .

### 3.4. Investigation of the $C_3^{15}N^- + HC_3N$ reaction

Using  $^{15}N$  labelled parent anions is a second way to characterize the proton-transfer:



Similar observations have been made for the reaction of  $\text{C}_3^{15}\text{N}^-$  with  $\text{HC}_3\text{N}$  as for the previous reaction in section 3.3 and the same chemical scheme as the one described in Figure 6 (replacing all  $\text{C}_3\text{N}^-$  and  $\text{HC}_3\text{N}$  by  $\text{C}_3^{15}\text{N}^-$  and  $\text{HC}_3^{15}\text{N}$ , and *vice-versa*) is therefore assumed. Results from these experiments are presented in Figure 7 while the corresponding rate constants  $k = k_D + k_{PT}$  and  $k'_D$  are summarized in Table 1.



**Fig. 7.** Evolution of the primary ( $\text{C}_3^{15}\text{N}^-$ ) and product ( $\text{C}_3\text{N}^-$ ) ion signals for the reaction of  $\text{C}_3^{15}\text{N}^-$  with  $\text{HC}_3\text{N}$ . Fits of the experimental data are indicated by dashed lines.

Before concluding this Results section, it is worth noting that the decrease of the (total) rate constant observed when going from  $\text{CN}^- + \text{HC}_3\text{N}$  to  $\text{C}_3\text{N}^- + \text{HC}_3^{15}\text{N}$  and  $\text{C}_3^{15}\text{N}^- + \text{HC}_3\text{N}$  cannot be accounted for by the sole change in the reduced mass of the reactive system. It would indeed lead to a more moderate decrease (see Section 4.2.). It is also important to note that the kinetic rate constants measured for the proposed associative/reactive detachment process are well within the order of magnitude reported in the literature for such reactions e.g. (Fehsenfeld et al., 1967; Ferguson, 1970), see also the  $5.4 \cdot 10^{-10} \text{ cm}^3 \cdot \text{s}^{-1}$  value measured by (Snow et al., 2009; Yang et al., 2011) for the AD reaction of  $\text{C}_3\text{N}^-$  with H.

## 4. Discussion

### 4.1. Reactivity of $\text{CN}^-$ and $\text{C}_3\text{N}^-$ with $\text{HC}_3\text{N}$

From our experimental results, it appears first that the proton transfer (PT) from  $\text{CN}^-$  to  $\text{HC}_3\text{N}$  is by far the dominant reactive pathway for the  $\text{CN}^- + \text{HC}_3\text{N}$  system as no other channels have been observed within our detection limits. So, if any, the rate constant associated to potential RD/AD channels would be much lower than the one obtained for PT. The PT transfer is also found to be  $11 \text{ kJ} \cdot \text{mol}^{-1}$  exothermic according to related quantum chemistry calculations by (Žabka et al., 2014) in good agreement with values obtained by (Biennier et al., 2014; Yang et al., 2011). This is not the case for RD/AD channels for which no exothermic pathways have been found (Biennier et al., 2014; Maergoiz et al., 1996; Yang et al., 2011), (see Table 2 for data on the energetics of the different pathways). Note however, that, for what concerns a possible AD process leading to a neutral  $\text{NC}_2(\text{H})\text{C}_2\text{N}$  species, the detachment step from the  $\text{NC}_2(\text{H})\text{C}_2\text{N}^-$  reactive intermediate is not the limiting

one since it has been estimated as slightly exothermic ( $\Delta_r H = -1.2 \text{ kJ}\cdot\text{mol}^{-1}$ ) (Yang et al., 2011).  $\text{HNC}_4\text{N}^-$  and  $\text{NC}(\text{H})\text{C}_3\text{N}^-$  reactive intermediates have also been considered by these authors and they have been found to lie above the entrance channel.

| Reactive system                              | Products of reaction   |             | $\Delta_r H \text{ (kJ}\cdot\text{mol}^{-1})$ | Refs              |
|--|--|-------------|---|-------------------|
| $\text{CN}^- + \text{HC}_3\text{N}$          | $\text{HCN} + \text{C}_3\text{N}^-$                              | PT          | -11   | a                 |
|  | <b><math>\text{HNC} + \text{C}_3\text{N}^-</math></b>            | <b>ISO1</b> | <b><math>\geq 42</math></b>                   | <b>b, g, h, i</b> |
|  | $\text{NCC}(\text{H})\text{C}_2\text{N} + \text{e}^-$            | AD          | 133   | b                 |
|  | <b><math>\text{CN}^- + \text{HNC}_3</math></b>                   | <b>ISO2</b> | <b><math>\approx 200</math></b>               | <b>b</b>          |
|  | $\text{CN} + \text{HC}_3\text{N} + \text{e}^-$                   | DD          | 372.6   | c                 |
|  | $\text{HCN} + \text{C}_3\text{N} + \text{e}^-$                   | RD          | 404.4   | a, d              |
| $\text{C}_3\text{N}^- + \text{HC}_3\text{N}$ | $\text{HC}_3\text{N} + \text{C}_3\text{N}^-$                     | PT          | 0   |                   |
|  | $\text{HCN} + \text{C}_5\text{N}^-$                              | RC1         | -36   | a                 |
|  | $\text{HC}_5\text{N} + \text{CN}^-$                              | RC2         | -7  | a, b              |
|  | $\text{HNC} + \text{C}_5\text{N}^-$                              | RC3         | 22.1  | a, b              |
|  | $\text{NC}_4(\text{H})\text{C}_2\text{N} + \text{e}^-$           | AD          | 150   | a, e, f           |
|  | <b><math>\text{HNC}_3 + \text{C}_3\text{N}^-</math></b>          | <b>ISO3</b> | <b><math>\approx 200</math></b>               | <b>b</b>          |
|  | <b><math>\text{HNC}_5 + \text{CN}^-</math></b>                   | <b>ISO4</b> | <b><math>\geq 236</math></b>                  | <b>b</b>          |
|  | <b><math>\text{C}_6\text{N}_2 + \text{H} + \text{e}^-</math></b> | <b>RD1</b>  | <b><math>\geq 255</math></b>                  | <b>j, k, l, m</b> |
|  | $\text{HCN} + \text{C}_5\text{N} + \text{e}^-$                   | <b>RD2</b>  | 393   | a, d              |
|  | $\text{HC}_5\text{N} + \text{CN} + \text{e}^-$                   | <b>RD3</b>  | 366   | a, b, d           |
|  | $\text{HC}_3\text{N} + \text{C}_3\text{N} + \text{e}^-$          | DD          | 415.3   | d                 |

**Table 2.** Energetics of some selected pathways for the reactions of  $\text{CN}^-$  and  $\text{C}_3\text{N}^-$  with  $\text{HC}_3\text{N}$ .

a: (Žabka et al., 2014), b: (Yang et al., 2011), c: (Bradforth et al., 1993), d: (Yen et al., 2009), e: this paper, f: (Loison), g: (Chase, 1998), h: (Hansel et al., 1998), i: (Nguyen et al., 2015), j: (Francisco and Richardson, 1994), k: (Moffat and Knowles, 1969), l: (Harland, 1986), m: (Halpern et al., 1988)

The abbreviations refer to the type of process involved; *i.e.* PT stands for Proton Transfer, **ISO for isomerisation**, AD for Associative Detachment, DD for Direct detachment, RC for Reactive Channel, and RD for Reactive Detachment.

The situation is less clear for the reaction of the  $\text{C}_3\text{N}^-$  anion with cyanoacetylene. Apart from the **thermoneutral** PT channel, two reactive exothermic pathways are opened (RC1 and RC2) (Loison; Yang et al., 2011; Žabka et al., 2014). Yet, neither  $\text{CN}^-$  nor  $\text{C}_5\text{N}^-$  have been observed in our experiments. This is nevertheless consistent with the existence of one or more transition states whose energy would lie close to (Žabka et al., 2014) or above (Loison) the entrance channel and thus preclude the formation of the products. What is more puzzling is the experimental pieces of evidence in favour of a competitive detachment pathway although estimated as highly endothermic by calculations. Among the different channels considered in Table 2, the AD channel leading to  $\text{NC}_4(\text{H})\text{C}_2\text{N} + \text{e}^-$  seems however more likely given the large electron affinities of CN,  $\text{C}_3\text{N}$  and  $\text{C}_5\text{N}$  discarding the DD, **RD2 and RD3** channels. Moreover, two independent theoretical calculations (Loison; Žabka et al., 2014) indicate that the  $\text{NC}_4(\text{H})\text{C}_2\text{N}^-$  reactive intermediate is associated to a deep well ( $\Delta_r H = -166 \text{ kJ}\cdot\text{mol}^{-1}$ ). So, unlike for the  $\text{NC}_2(\text{H})\text{C}_2\text{N}^-$  case discussed above, here the endothermicity of the AD channel would rather stem from the detachment step, since the estimation of the EA for  $\text{NC}_4(\text{H})\text{C}_2\text{N}$  leads to an adiabatic value of 3.28 eV (CCSD(T)/aug-cc-pVTZ//B3LYP/aug-cc-pVTZ level of theory, see Fig. 8 for the optimized geometries) suggesting that the electron is quite tightly bound.



**Fig. 8.** Optimized geometries for the  $\text{NC}_4(\text{H})\text{C}_2\text{N}^-$  reactive intermediate and its neutral  $\text{NC}_4(\text{H})\text{C}_2\text{N}$  counterpart.

The hypothetical neutral compound whose molecular formula would be  $\text{HC}_6\text{N}_2$  might indeed not be really stable. To our knowledge, the only experimental evidence for the existence of such a compound has been reported by Zwier in 2010 (Zwier, 2010) as a product of the reaction of  $\text{HC}_3\text{N}^* + \text{HC}_3\text{N}$  where  $\text{HC}_3\text{N}^*$  refers to cyanoacetylene in a metastable state. Note however, that an additional RD path likely involving  $\text{NC}_4(\text{H})\text{C}_2\text{N}^-$  (**path RD1**) could have been considered as well:  $\text{C}_6\text{N}_2 + \text{H} + \text{e}^-$ , since dicyanodiacetylene ( $\text{C}_6\text{N}_2$ ) has been found to form quite efficiently from  $\text{C}_3\text{N} + \text{HC}_3\text{N}^*$  both in the gas and in the solid phase (Crepin et al., 2011; Seki et al., 1996). Yet the estimated heat of reaction for this alternative RD channel is again endothermic by more than  $255 \text{ kJ}\cdot\text{mol}^{-1}$  (and up to  $400 \text{ kJ}\cdot\text{mol}^{-1}$  depending on the values taken for the heats of formation of  $\text{C}_3\text{N}$ ,  $\text{HC}_3\text{N}$  and  $\text{C}_6\text{N}_2$ ) (Francisco and Richardson, 1994; Halpern et al., 1988; Harland, 1986; Moffat and Knowles, 1969).

To conclude, the reaction of  $\text{CN}^-$  with  $\text{HC}_3\text{N}$  proceeds dominantly through the exothermic PT pathway while the reaction of  $\text{C}_3\text{N}^-$  with  $\text{HC}_3\text{N}$  is more complicated than expected. In the latter case, PT does occur but at a lower rate and has no effect on the amount of  $\text{C}_3\text{N}^-$  ions as long as the  $^{14}\text{N}$  species are concerned. The RC3 pathway associated with the growth of the parent anion into the following member of the  $\text{C}_{2p+1}\text{N}^-$  series is not observed though exothermic, but a competitive AD channel does open. Theoretical calculations suggest that the  $\text{NC}_4(\text{H})\text{C}_2\text{N}^-$  reactive intermediate is implied but the molecular structure of the possibly neutral compound formed cannot be safely inferred and other reactive intermediates may be at play. The potential surface is indeed rather complicated and some less energetic paths leading to the detachment of the electron cannot be ruled out. It should also be pointed out that, among the  $\text{C}_{2p+1}\text{N}/\text{C}_{2p+1}\text{N}^-$  radical/anion series, the  $\text{C}_3\text{N}/\text{C}_3\text{N}^-$  pair seems to mark a frontier in the evolution of molecular properties. Several theoretical studies have indeed underlined that when  $p$  goes from 1 to 2, both the electronic ground state and the dipole moment sign of the radicals switch respectively from  $^2\Sigma$  to  $^2\Pi$  and from minus to plus (Botschwina and Oswald, 2008a; Carelli et al., 2014; Pauzat et al., 1991). This change in molecular properties might somehow also affect reactivity. It is nevertheless clear that, according to our results, a residual excitation of the parent ion cannot be invoked to explain the detachment of the electron.

#### 4.2. Comparison to models of capture

It is always useful to compare measured experimental rate constants to model calculations. In particular, for exothermic ion-molecule reactions governed by long range interactions such as ion – induced dipole and ion – permanent dipole, various methods have been used to evaluate the capture cross sections or rate constants and their thermally averaged values. They are extensions of the Langevin-Gioumouis-Stevenson (LGS) model (Gioumouis and Stevenson, 1958; Langevin, 1905) to non-central interactions with either approximations of the  $\theta$  dependence (where  $\theta$  is the angle between the directions of the permanent dipole and the vector connecting the two collision partners) (Barker and Ridge, 1976; Bass et al., 1975; Bates, 1981; Bates, 1983; Dugan Jr, 1973; Gupta

et al., 1967; Moran and Hamill, 1963; Su and Bowers, 1973; Su and Bowers, 1975; Su et al., 1978) or semi-classical approaches to treat the rotational dependence (Sakimoto, 1981; Sakimoto, 1984), classical trajectory (CT) (Chesnavich et al., 1980; Dugan and Magee, 1967; Maergoiz et al., 1996; Su, 1988; Su, 1994; Su and Chesnavich, 1982), statistical (Barker and Ridge, 1976; Celli et al., 1980; Chesnavich et al., 1980; Quack and Troe, 1975; Troe, 1985; Troe, 1987; Troe, 1996) and quantum scattering (Clary, 1984; Clary, 1985; Clary, 1990; Clary and Henshaw, 1987) calculations. It is important to note that the general idea followed in these models is that once the capture is reached, the reaction is supposed to occur with unit probability. Therefore, if the reaction mechanism is really going only through an intimate complex, the values derived from the model are usually upper bound values of the reaction cross sections or rate constants as the complex can partially decompose back towards the reactant channel.

| Model                 | CN <sup>-</sup> + HC <sub>3</sub> N |  | C <sub>3</sub> N <sup>-</sup> + HC <sub>3</sub> N <sup>i</sup> |  | Refs |
|-----------------------|-------------------------------------|--|--|--|------|
|                       | $k/k_{LGS}$                         | $k$ (10 <sup>-9</sup> cm <sup>3</sup> .s <sup>-1</sup> ) | $k/k_{LGS}$  | $k$ (10 <sup>-9</sup> cm <sup>3</sup> .s <sup>-1</sup> ) |      |
| LGS (C = 0)           | 1                                   | 1.36   | 1  | 1.13   | a    |
| Locked Dipole (C = 1) | 7.05                                | 9.62   | 7.05   | 7.94   | b    |
| CT 1982               | 3.18                                | 4.33   | 3.18   | 3.58   | c    |
| CT 1988               | 3.42                                | 4.66   | 3.42   | 3.85   | d    |
| CT 1996               | 3.252                               | 4.44   | 3.249  | 3.66   | e    |
| SACM 1996             | 3.253                               | 4.44   | 3.253  | 3.66   | f    |
| AC-IOSA (C = 0.25)    | 2.51                                | 3.43   | 2.51   | 2.83   | g    |
| Experiment with He    | 2.88 <sup>h</sup>                   | 3.93 ± 0.46 <sup>h</sup>                                 | 1.36 <sup>j</sup>  | 1.53 ± 0.18 <sup>j</sup>                                 |      |
| Experiment without He | 2.54 <sup>h</sup>                   | 3.46 ± 0.37 <sup>h</sup>                                 | 1.23 <sup>j</sup><br>1.07 <sup>k</sup>                         | 1.39 ± 0.17 <sup>j</sup><br>1.21 ± 0.17 <sup>k</sup>     |      |

a: Langevin-Gioumouisis-Stevenson (Gioumouisis and Stevenson, 1958; Langevin, 1905)

b: Locked Dipole (Gupta et al., 1967; Moran and Hamill, 1963)

c: Classical Trajectories (Su and Chesnavich, 1982);

d: Classical Trajectories (Su, 1988);

e: Classical Trajectories (Maergoiz et al., 1996);

f: Statistical Adiabatic Channel Model (Troe, 1996);

g: Combined Adiabatic Capture – Infinite Order Sudden Approximation (Clary, 1990);

h: PT channel for the CN<sup>-</sup> + HC<sub>3</sub>N reaction

i: The same reduced mass, calculated for C<sub>3</sub>N<sup>-</sup> + HC<sub>3</sub>N, has been used in all the column but the differences on k values relative to <sup>15</sup>N labelled reactions which scales as  $\mu^{1/2}$  is about 0.5 % only, hence lower than experimental uncertainties.

j: Sum of the PT and AD channels for the C<sub>3</sub>N<sup>-</sup> + HC<sub>3</sub><sup>15</sup>N reaction

k: Sum of the PT and AD channels for the C<sub>3</sub><sup>15</sup>N<sup>-</sup> + HC<sub>3</sub>N reaction

**Table 3.** Calculated and experimental rate constants at 300 K for the CN<sup>-</sup> + HC<sub>3</sub>N, C<sub>3</sub>N<sup>-</sup> + HC<sub>3</sub><sup>15</sup>N and C<sub>3</sub><sup>15</sup>N<sup>-</sup> + HC<sub>3</sub>N reactions. The values of HC<sub>3</sub>N polarizability and permanent dipole moment used in the calculations are taken from (Woon and Herbst, 2009) and (DeLeon and Muentzer, 1985) respectively and are  $\alpha/4\pi\epsilon_0 = 5.848 \text{ \AA}^3$  and  $\mu_D = 3.73172$  Debye.

We have first compared our results to the two extreme models, the LGS model (Gioumouisis and Stevenson, 1958; Langevin, 1905) which consider only the ion-induced dipole interaction and the locked-dipole model (LD) (Gupta et al., 1967; Moran and Hamill, 1963) which also takes into account the ion – permanent dipole interaction at its maximal value by considering only  $\theta = 0$ . The LGS rate constant is:

$$k_{LGS} = 2\pi \cdot e \cdot \sqrt{\frac{\alpha}{(4\pi\epsilon_0)^2 \cdot \mu}} \quad (\text{Eq. 1})$$

with  $\alpha$  the polarizability of the neutral molecule and  $\mu$  the reduced mass of the two collision partners, and the LD rate constant is:

$$k_{LD} = k_{LGS} + 2\pi \cdot e \cdot \mu_D \sqrt{\frac{2}{\pi \cdot \mu \cdot k_b \cdot T}} \quad (\text{Eq. 2})$$

If one uses the form often taken for various models:

$$k = k_{LGS} \cdot \left(1 + C \cdot \frac{2x}{\sqrt{\pi}}\right) \quad (\text{Eq. 3})$$

with:

$$x = \frac{\mu_D}{\sqrt{2k_b \cdot T \cdot \frac{\alpha}{4\pi\epsilon_0}}} \quad (\text{Eq. 4})$$

$k_{LD}$  corresponds to  $C = 1$ . As visible in Table 3, the experimental rates are all above the LGS values which situate these reactions as very efficient and well below the LD ones as expected.

In the eighties and later, several models have been found to predict better values for the capture cross sections and rate constants for ion – dipole systems, using either classical trajectory calculations by Su et al (Chesnavich et al., 1980; Su, 1988; Su, 1994; Su and Chesnavich, 1982) and Maergoiz et al (Maergoiz et al., 1996), statistical models: derived from the variational transition state theory (Chesnavich et al., 1980) or the statistical adiabatic channel model (SACM) (Troe, 1996), or close-coupling (CC) calculations combined with various approximations such as the adiabatic capture (AC), the centrifugal sudden approximation (CSA) or the infinite order sudden approximation (IOSA) (Clary, 1984; Clary, 1985; Clary, 1990; Clary and Henshaw, 1987). The results of these models for which a parametrization is given (Clary, 1990; Maergoiz et al., 1996; Su, 1988; Su and Chesnavich, 1982; Troe, 1996) have been used to calculate the rate constant for the two reactions of this work and are displayed in Table 3. The AC-IOSA approximation of the CC calculation corresponds to neglecting  $j^2$  terms in the Hamiltonian and is equivalent in fixing  $\theta$  and doing averages over  $\theta$  at the end (Clary, 1984; Clary, 1985; Clary, 1990; Clary and Henshaw, 1987). It leads to the Eq. 3 formula with  $C = 0.25$  for the ion-dipole case (Clary, 1990). However, Clary claims that contrary to the dipole-dipole or quadrupole-dipole cases where it works quite well, it is not very accurate for ion-dipole interactions where the potential is highly anisotropic (Clary, 1985; Clary, 1990). This is probably why for the two reactions here where the  $\text{HC}_3\text{N}$  neutral has a strong permanent dipole (3.73 Debye) (DeLeon and Muentner, 1985), the values calculated with the AC-IOSA model in Table 3 are somehow smaller than the ones calculated with CT and SACM models. The AC-CSA approximation would probably give better estimates, similar to the CT and SACM values, however they cannot be calculated here as no easy parametrization exists for such complex calculations. The values calculated with the CT and SACM models are all quite close for each reaction leading to  $k/k_{LGS}$  ratios between 3.18 and 3.42, corresponding to  $C$  values ranging from 0.36 to 0.4 if Eq. 3 is used. Considering the convergence of these methods, it seems more reasonable to compare the experimental values with it.

For the  $\text{CN}^- + \text{HC}_3\text{N}$  reaction, the experimental rate constant is slightly higher, though within error bars, when a pulse of He is applied to help in the thermalization of the  $\text{CN}^-$  parent anions, and corresponds to  $k/k_{LGS}$  ratio of 2.88 which is about 11 % lower than the CT and SACM calculated values of Maergoiz (Maergoiz et al., 1996) and Troe (Troe, 1996).

For the  $C_3N^- + HC_3^{15}N$  reaction, the experimental rate constant, which is here the sum of the proton transfer (PT) and associative detachment (AD) channels, is also slightly higher when using a pulse of He to thermalize the  $C_3N^-$  parent anions. As the reduced mass is larger than for the previous reaction (25.3 instead of 17.2 Da), it is expected that the capture rate constants are smaller by about 18 % as it scales with  $\mu^{-1/2}$ . The  $k$  value is however much lower and the  $k/k_{LGS}$  ratio which takes into account the  $\mu^{-1/2}$  dependence is 1.36 which is about 58 % (more than a factor 2) lower than the CT and SACM calculated values.

For the  $C_3^{15}N^- + HC_3N$  reaction, the  $C_3^{15}N^-$  parent anions have been produced by proton transfer in the  $C_3N^- + HC_3^{15}N$  reaction. The experimental rate constant, which is also here the sum of the PT and AD channels, is even lower, about 30 % less than the  $C_3N^- + HC_3^{15}N$  reaction, for almost the same value of the reduced mass  $\mu$ , and the  $k/k_{LGS}$  ratio is only slightly larger than 1.

As mentioned above, the models calculate only capture rate constants and reaction rate constants could be lower if the efficiency of the reaction is less than one after the capture process. Moreover, the anions are considered as point charge in the models and the only variations between the  $CN^-$  and  $C_3N^-$  reactions should stem from the different reduced mass. However, it could be possible, that the proton transfer, which is here the major product channel, has a different efficiency on  $CN^-$  and  $C_3N^-$  to form HCN and  $HC_3N$  respectively. With the very small size of  $CN^-$ , it might be easier for the proton to be transferred to the preferred side of the anion, than for  $C_3N^-$  which is a longer chain. With the assumption that the PT would depend on the orientation of the  $C_3N^-$  chain relative to the  $HC_3N$  target, one could expect that only a reduced number of collisions lead to the proton transfer. **Geometric orientation of the reactants** would thus partly explain why the measured rate for the PT in the  $C_3N^-$  reaction is less efficient than for the  $CN^-$  reaction after considering the reduced mass dependence. For longer chains, *i.e.* for increasing size of  $C_{2p+1}N^-$  reactants, it would be interesting to know if the PT is even less efficient or if it has already reached a minimal value. There is however an important consideration that should be made specifically for the  $C_3N^- + HC_3N$  reaction that arises from the symmetric character of the parent and product channels. Indeed, the reactants and the products are identical -  $HC_3N$  and  $C_3N^-$  on both sides - implying that, once the complex is formed, two iso-energetic exit channels leading to identical products are accessible with the same probability. There should thus be a 50 % decrease of the probability for the proton transfer and this would constitute the major contribution to the observed difference (-58 % as discussed in the section 4.2.) between the measured and calculated rates for the  $C_3N^- + HC_3^{15}N$  reaction.

#### 4.3. Implications for Titan's ionosphere

So far, this is the first measurement of the kinetic rate constants for the  $C_3N^- + HC_3N$  reaction reported in the literature. The measurements have been performed at room-temperature which is of course different from the temperatures encountered in the upper atmosphere of Titan where the ion and neutral temperature ranges are 125 - 200 K and 145 - 160 K, respectively (Crary et al., 2009). However, if one assumes a temperature-dependence for this reaction, similar to the very weak one found by (Biennier et al., 2014) for the PT in  $CN^- + HC_3N$ ; then, in Titan's conditions, the order of magnitude of the rate constant associated to the RD/AD channel for the  $C_3N^- + HC_3N$  reaction, is expected to lie around  $10^{-10} \text{ cm}^3 \cdot \text{s}^{-1}$ . **Note that, up to now, this reaction is not considered in models and that a  $10^{-9} \text{ cm}^3 \cdot \text{s}^{-1}$  value is assumed for detachment pathways involving radicals (Vuitton et al., 2009).** Measurements at low-temperature are needed to confirm this trend but this might have an effect on the amount of thermal electrons globally released.



From the present results and the ones presented in (Žabka et al., 2014), an attempt to give a trend concerning the reactivity of the  $C_{2p+1}N^-$  species with cyanoacetylene can also be made. Indeed, as  $p$  increases, the reactivity **changes**.

First, the PT channel seems to become less and less efficient as the length of the anion chain increases. As discussed earlier, a privileged orientation of the anion with respect to the neutral reactant molecule could also play a role. The energetics of the reaction itself seems to evolve unfavourably with  $p$ , since, according to the computed reaction enthalpies from (Yang et al., 2011), the  $C_5N^- + HC_3N$  reaction would be endothermic ( $\approx +17 \text{ kJ.mol}^{-1}$ ).

Another important point is that the elimination of HCN coupled to the addition of a  $C_2$  unit to the anion C-chain following:



does not seem to evolve favourably with  $p$  as well. Indeed, unlike for  $p = 0$ , no anionic product is observed for  $p = 1$  (*i.e.* no  $C_5N^-$  observed) although supposedly formed through an exothermic process. This probably reflects the evolution of the electronic affinity throughout the  $C_{2p+1}N^-$  series which increases by less than 0.05 eV when going from  $C_5N^-$  to  $C_{11}N^-$  according to (Botschwina and Oswald, 2008a) while it increases by at least 0.5 eV when going from  $CN^-$  to  $C_5N^-$  according to (Yen et al., 2009). The gain in energy when increasing the C-chain length is thus greatly reduced for heavier species, *i.e.* for larger  $p$  values. As a consequence if we consider that reactivity towards  $HC_3N$  is directly related to the EA of the  $C_{2p+1}N^-$  species, for what concerns the anion growth, then this pathway should become unlikely for  $p \geq 1$ , at least in single-collision conditions. It has indeed been observed that in pressure conditions allowing for multiple collisions with  $HC_3N$  (Žabka et al., 2014), this growth takes place, showing that solvation energy by a spectator  $HC_3N$  molecule can, to some extent, balance the energetic cost of the elimination of a HCN molecule. As discussed in this latter paper, a solvation-process cannot be excluded in Titan's ionosphere especially if **one considers the anions likely present in the cosmic ray layer, close to the surface, where pressure is sufficient to enable three-body reactions**.

To conclude, we should also discuss the likely opening of a new reactive channel as  $p$  increases. No detachment processes (either AD or RD) - at least of any importance relative to the strong PT - have indeed been observed for the  $CN^- + HC_3N$  reaction, but, though weak, detachment appears as not negligible for the larger  $C_3N^-$  anion. One could thus wonder whether this channel would somehow prevail over the different reactive paths for  $p \geq 2$ . However, great caution needs to be made. In fact, no trend is observed in the kinetic constants measured by (Yang et al., 2011) for AD reactions of  $C_{2p+1}N^-$  with H atoms ( $p = 0-2$ ) (values around  $5-6 \cdot 10^{-10} \text{ cm}^3 \cdot \text{s}^{-1}$ ). So, no clear conclusions can be drawn without knowledge on the nature of the resulting neutral product(s) or new measurements. This is nevertheless likely that the AD or RD process at play in this reaction, ultimately leads to heavier molecules which could contribute to the so-called macromolecules that will further grow to aerosols through chemistry and coagulation as modelled by (Lavvas et al., 2013).

## 5. Conclusions

The well-known production of  $CN^-$  from  $BrCN$  and the extension of this approach to the production of  $C_3N^-$  from  $BrC_3N$  have allowed kinetic studies of these anions with the cyanoacetylene. Given their potential role in the growth of anionic species in the ionosphere of Titan and the confirmed presence of polycyanoacetylenic negative species throughout the interstellar medium, the reactions of  $CN^-$  and  $C_3N^-$  with  $HC_3N$  have been investigated by means of FT-ICR mass spectrometry.

Global kinetic rate constants have been measured for both reactions at 300 K. The main reaction channel for these reactive systems is proton transfer between the primary ion and the cyanoacetylene molecule, although a slower competitive detachment pathway opens for the reaction of  $C_3N^-$  with  $HC_3N$ . A rate constant for this detachment process  $k_D$  has also been retrieved but the nature and energetics of the neutral product(s) formed through this process remain unknown. More theoretical effort is needed in order to elucidate these points. Additional experiments with larger anions, other neutral reactant such as  $HCN$  and  $HC_5N$ , or exploring the role of collision energy might also be of great interest to achieve a better understanding of the reactivity of  $C_{2p+1}N^-$  ions with cyanoacetylene and to reveal if the transition from  $p = 1$  to  $p = 2$ , is kind of a bottleneck in the reactivity of such anions.

Another key point for these reactions is their temperature dependence as they are expected to take place in astrophysical environments where the temperature is quite low. Experimental data are available over the 49 – 294 K temperature range for the  $CN^- + HC_3N$  reactive system (Biennier et al., 2014) but the determination of low temperature rate constants for the reaction of  $C_3N^-$  with  $HC_3N$  would also be useful on a more fundamental point of view since the dependence to temperature for AD/RD processes is still poorly known (Phelps, 1969; Viggiano et al., 1990; Viggiano and Paulson, 1983; Viggiano and Paulson, 1984). These experimental and theoretical efforts on the reactivity of the  $C_{2p+1}N^-$  anions, combined with those more focused on their destruction processes, in particular through photodetachment (Kumar et al., 2013), should lead to significant improvements in the description of the ionospheric chemistry of Titan.

### Acknowledgements

This work has been supported by the French National Program of Planetology, the “Triangle de la Physique” – FCS Campus Paris Saclay under the contract n° 2012 – 027T – GIN, the COST program Action CM0805 “The Chemical Cosmos: Understanding Chemistry in Astronomical Environments”, **the COST program Action TD1308 “Origins and Evolution of Life on Earth and in the Universe”, the Czech Science Foundation (grant No. 14-19693S) and the Ministry of Youth and Sports of Czech Republic (grant No. LD14024).**

The authors acknowledge their collaborators V. Vuitton, R. Thissen, S. Le Picard, L. Biennier and S. Carles for valuable discussions. C.A. and C.R. thank J.-C. Loison for his help with the calculations. J.-C. G. thanks the Centre National d’Etudes Spatiales (CNES) for financial support.

### References

- Ågren, K., Edberg, N.J.T., Wahlund, J.E., 2012. Detection of negative ions in the deep ionosphere of Titan during the Cassini T70 flyby. *Geophysical Research Letters*. 39, n/a-n/a.
- Agúndez, M., Cernicharo, J., Guélin, M., Gerin, M., McCarthy, M.C., Thaddeus, P., 2008. Search for anions in molecular sources:  $C_4H^-$  detection in L1527. *A&A*. 478, L19-L22.
- Agúndez, M., Cernicharo, J., Guélin, M., Kahane, C., Roueff, E., Kłos, J., Aoi, F.J., Lique, F., Marcelino, N., Goicoechea, J.R., González García, M., Gottlieb, C.A., McCarthy, M.C., Thaddeus, P., 2010. Astronomical identification of  $CN^-$ , the smallest observed molecular anion. *A&A*. 517, L2.
- Amano, T., 2010. Submillimeter-wave spectrum of in the extended negative glow and hollow-anode discharges. *Journal of Molecular Spectroscopy*. 259, 16-19.

- Barckholtz, C., Snow, T.P., Bierbaum, V.M., 2001. Reactions of  $C_n^-$  and  $C_nH^-$  with Atomic and Molecular Hydrogen. *The Astrophysical Journal Letters*. 547, L171.
- Barker, R.A., Ridge, D.P., 1976. Ion–polar neutral momentum transfer collision frequencies: A theoretical approach. *The Journal of Chemical Physics*. 64, 4411-4416.
- Bass, L., Su, T., Chesnavich, W.J., Bowers, M.T., 1975. Ion-polar molecule collisions. A modification of the average dipole orientation theory: The  $\cos \theta$  model. *Chemical Physics Letters*. 34, 119-122.
- Bates, D.R., 1981. Ado method of treating ion-dipole molecule collisions. *Chemical Physics Letters*. 82, 396-398.
- Bates, D.R., 1983. Rate coefficient for ion-dipole orbiting collisions. *Chemical Physics Letters*. 97, 19-22.
- Biennier, L., Carles, S., Cordier, D., Guillemin, J.C., Le Picard, S.D., Faure, A., 2014. Low temperature reaction kinetics of  $CN^- + HC_3N$  and implications for the growth of anions in Titan's atmosphere. *Icarus*. 227, 123-131.
- Borucki, W.J., Levin, Z., Whitten, R.C., Keese, R.G., Capone, L.A., Summers, A.L., Toon, O.B., Dubach, J., 1987. Predictions of the electrical conductivity and charging of the aerosols in Titan's atmosphere. *Icarus*. 72, 604-622.
- Botschwina, P., Oswald, R., 2008a. Carbon chains of type  $C_{2n+1}N^-$  ( $n=2-6$ ): A theoretical study of potential interstellar anions. *The Journal of Chemical Physics*. 129, 044305.
- Botschwina, P., Oswald, R., 2008b. Coupled cluster calculations for (potential) interstellar anions: The  $C_{2n}H^-$  series ( $n=2-6$ ). *International Journal of Mass Spectrometry*. 277, 180-188.
- Botschwina, P., Oswald, R., 2010. CCSD(T)-F12a Study of Reactions of Interstellar Anions  $C_{2n}H^-$  ( $n=2-4$ ) with HCCH. *The Journal of Physical Chemistry A*. 114, 4875-4880.
- Bradforth, S.E., Kim, E.H., Arnold, D.W., Neumark, D.M., 1993. Photoelectron spectroscopy of  $CN^-$ ,  $NCO^-$ , and  $NCS^-$ . *The Journal of Chemical Physics*. 98, 800-810.
- Brüning, F., Hahndorf, I., Stamatovic, A., Illenberger, E., 1996. Electron attachment to XCN ( $X = Br, Cl$ ). Competition between  $X^-$  and  $CN^-$  formation. *Journal of Physical Chemistry*. 100, 19740-19746.
- Brünken, S., Gupta, H., Gottlieb, C.A., McCarthy, M.C., Thaddeus, P., 2007. Detection of the Carbon Chain Negative Ion  $C_8H^-$  in TMC-1. *The Astrophysical Journal Letters*. 664, L43.
- Cabezas, C., Barrientos, C., Largo, A., Guillemin, J.-C., Cernicharo, J., Peña, I., Alonso, J.L., 2014. Generation and structural characterization of aluminum cyanoacetylide. *The Journal of Chemical Physics*. 141, -.
- Capone, L.A., Whitten, R.C., Dubach, J., Prasad, S.S., Huntress Jr, W.T., 1976. The lower ionosphere of Titan. *Icarus*. 28, 367-378.
- Carelli, F., Gianturco, F.A., Wester, R., Satta, M., 2014. Formation of cyanopolyne anions in the interstellar medium: The possible role of permanent dipoles. *The Journal of Chemical Physics*. 141, 054302.
- Carles, S., Adjali, F., Monnerie, C., Guillemin, J.-C., Garrec, J.-L.L., 2011. Kinetic studies at room temperature of the cyanide anion  $CN^-$  with cyanoacetylene ( $HC_3N$ ) reaction. *Icarus*. 211, 901-905.
- Celli, F., Weddle, G., Ridge, D.P., 1980. On statistical and thermodynamic approaches to ion polar molecule collisions. *The Journal of Chemical Physics*. 73, 801-812.
- Cernicharo, J., Guélin, M., Agúndez, M., Kawaguchi, K., McCarthy, M., Thaddeus, P., 2007. Astronomical detection of  $C_4H^-$ , the second interstellar anion. *A&A*. 467, L37-L40.
- Cernicharo, J., Guélin, M., Agúndez, M., McCarthy, M.C., Thaddeus, P., 2008. Detection of  $C_5N^-$  and Vibrationally Excited  $C_6H$  in IRC +10216. *The Astrophysical Journal Letters*. 688, L83.
- Chase, M.W.J., 1998. NIST-JANAF Thermochemical Tables.
- Chesnavich, W.J., Su, T., Bowers, M.T., 1980. Collisions in a noncentral field: A variational and trajectory investigation of ion–dipole capture. *J. Chem. Phys.* 72, 2641-2655.
- Clary, D.C., 1984. Rates of chemical-reactions dominated by long-range intermolecular forces. *Molecular Physics*. 53, 3-21.

- Clary, D.C., 1985. Calculations of rate constants for ion molecule reactions using a combined capture and centrifugal sudden approximation. *Molecular Physics*. 54, 605-618.
- Clary, D.C., 1990. Fast chemical-reactions - theory challenges experiment. *Annual Review of Physical Chemistry*. 41, 61-90.
- Clary, D.C., Henshaw, J.P., 1987. Chemical-reactions dominated by long-range intermolecular forces. *Faraday Discussions*. 84, 333-349.
- Coates, A.J., Crary, F.J., Lewis, G.R., Young, D.T., Waite, J.H., Sittler, E.C., 2007. Discovery of heavy negative ions in Titan's ionosphere. *Geophysical Research Letters*. 34, n/a-n/a.
- Coates, A.J., Wellbrock, A., Lewis, G.R., Jones, G.H., Young, D.T., Crary, F.J., Waite Jr, J.H., 2009. Heavy negative ions in Titan's ionosphere: Altitude and latitude dependence. *Planetary and Space Science*. 57, 1866-1871.
- Coupeaud, A., Turowski, M., Gronowski, M., Piétri, N., Couturier-Tamburelli, I., Kołos, R., Aycard, J.-P., 2008.  $C_5N^-$  anion and new carbenic isomers of cyanodiacetylene: A matrix isolation IR study. *The Journal of Chemical Physics*. 128, 154303.
- Crary, F.J., Magee, B.A., Mandt, K., Waite Jr, J.H., Westlake, J., Young, D.T., 2009. Heavy ions, temperatures and winds in Titan's ionosphere: Combined Cassini CAPS and INMS observations. *Planetary and Space Science*. 57, 1847-1856.
- Crepin, C., Turowski, M., Ceponkus, J., Douin, S., Boye-Peronne, S., Gronowski, M., Kolos, R., 2011. UV-induced growth of cyanopolyne chains in cryogenic solids. *Physical Chemistry Chemical Physics*. 13, 16780-16785.
- Cui, J., Yelle, R.V., Vuitton, V., Waite Jr, J.H., Kasprzak, W.T., Gell, D.A., Niemann, H.B., Müller-Wodarg, I.C.F., Borggren, N., Fletcher, G.G., Patrick, E.L., Raaen, E., Magee, B.A., 2009. Analysis of Titan's neutral upper atmosphere from Cassini Ion Neutral Mass Spectrometer measurements. *Icarus*. 200, 581-615.
- Dehon, C., Lemaire, J., Heninger, M., Chaput, A., Mestdagh, H., 2011. Chemical ionization using  $CF_3^+$ : Efficient detection of small alkanes and fluorocarbons. *International Journal of Mass Spectrometry*. 299, 113-119.
- DeLeon, R.L., Muentner, J.S., 1985. Molecular beam electric resonance study of the ground and excited states of cyanoacetylene. *J. Chem. Phys.* 82, 1702-1704.
- Dugan Jr, J.V., 1973. A useful approximation and simple scaling laws for predicting ion-dipole capture cross sections and rate coefficients. *Chemical Physics Letters*. 21, 476-482.
- Dugan, J.V., Magee, J.L., 1967. Capture Collisions between Ions and Polar Molecules. *The Journal of Chemical Physics*. 47, 3103-3112.
- Eichelberger, B., Snow, T.P., Barckholtz, C., Bierbaum, V.M., 2007. Reactions of H, N, and O Atoms with Carbon Chain Anions of Interstellar Interest: An Experimental Study. *The Astrophysical Journal*. 667, 1283.
- Fehsenfeld, F.C., Schmeltekopf, A.L., Schiff, H.I., Ferguson, E.E., 1967. Laboratory measurements of negative ion reactions of atmospheric interest. *Planetary and Space Science*. 15, 373-379.
- Ferguson, E.E., 1970. Thermal-energy negative ion-molecule reactions. *Accounts of Chemical Research*. 3, 402-408.
- Francisco, J.S., Richardson, S.L., 1994. Determination of the heats of formation of CCCN and HCCCN. *The Journal of Chemical Physics*. 101, 7707-7711.
- Garand, E., Yacovitch, T.I., Neumark, D.M., 2009. Slow photoelectron velocity-map imaging spectroscopy of  $C_2N^-$ ,  $C_4N^-$ , and  $C_6N^-$ . *The Journal of Chemical Physics*. 130, 064304.
- Garand, E., Yacovitch, T.I., Zhou, J., Sheehan, S.M., Neumark, D.M., 2010. Slow photoelectron velocity-map imaging of the  $C_nH^-$  ( $n = 5-9$ ) anions. *Chemical Science*. 1, 192-201.
- Gioumousis, G., Stevenson, D.P., 1958. Reactions of gaseous molecule ions with gaseous molecules. V. Theory. *J. Chem. Phys.* 29, 294-9.
- Gutter, M., Wyss, M., Maier, J.P., 1999. Electronic absorption spectra of  $C_{2n}H^-$ ,  $C_{2n-1}N^-$  ( $n=4-7$ ), and  $C_{2n-1}N$  ( $n=3-7$ ) chains in neon matrices. *The Journal of Chemical Physics*. 110, 1492-1496.

- Gupta, S.K., Jones, E.G., Harrison, A.G., Myher, J.J., 1967. Reactions of thermal energy ions. VI. Hydrogen-transfer ion–molecule reactions involving polar molecules. *Canadian Journal of Chemistry*. 45, 3107-3117.
- Halpern, J.A., Miller, G.E., Okabe, H., Nottingham, W., 1988. The UV photochemistry of cyanoacetylene. *Journal of Photochemistry and Photobiology A: Chemistry*. 42, 63-72.
- Hansel, A., Sheiring, C., Glantschnig, M., Lindinger, W., 1998. Thermochemistry of HNC, HNC<sup>+</sup> and CF<sub>3</sub><sup>+</sup>. *Journal of Chemical Physics*. 109, 1748-1750.
- Harada, N., Herbst, E., 2008. Modeling Carbon Chain Anions in L1527. *The Astrophysical Journal*. 685, 272.
- Harland, P.W., 1986. Appearance energies and enthalpies of formation from ionization of cyanoacetylene by “monochromatic” electron impact. *International Journal of Mass Spectrometry and Ion Processes*. 70, 231-236.
- Harrison, S., Tennyson, J., 2011. Bound and continuum states of molecular anions C<sub>2</sub>H<sup>-</sup> and C<sub>3</sub>N<sup>-</sup>. *Journal of Physics B: Atomic, Molecular and Optical Physics*. 44, 045206.
- Herbst, E., 1981. Can negative molecular ions be detected in dense interstellar clouds? *Nature*. 289, 656-657.
- Kloster-Jensen, E., 1963. Unsaturated hydrogen-free halogeno cyano compounds II. Synthesis and general properties of bromocycanoacetylene. *Acta Chemica Scandinavica*. 17, 1862-1865.
- Kołos, R., Gronowski, M., Botschwina, P., 2008. Matrix isolation IR spectroscopic and ab initio studies of C<sub>3</sub>N<sup>-</sup> and related species. *The Journal of Chemical Physics*. 128, 154305.
- Kumar, S.S., Hauser, D., Jindra, R., Best, T., Š, R., Geppert, W.D., Millar, T.J., Wester, R., 2013. Photodetachment as a Destruction Mechanism for CN<sup>-</sup> and C<sub>3</sub>N<sup>-</sup> Anions in Circumstellar Envelopes. *The Astrophysical Journal*. 776, 25.
- Langevin, P., Une formule fondamentale de théorie cinétique. In: Berthelot, Mascart, Moissan, Eds.), *Annales de chimie et de physique*. Masson, Paris, 1905, pp. 245-288.
- Lavvas, P., Yelle, R.V., Koskinen, T., Bazin, A., Vuitton, V., Vigren, E., Galand, M., Wellbrock, A., Coates, A.J., Wahlund, J.-E., Crary, F.J., Snowden, D., 2013. Aerosol growth in Titan's ionosphere. *Proceedings of the National Academy of Sciences*. 110, 2729-2734.
- Loison, J.-C., Private communication.
- Louarn, E., Hamrouni, A., Colbeau-Justin, C., Bruschi, L., Lemaire, J., Heninger, M., Mestdagh, H., 2013. Characterization of a membrane inlet interfaced with a compact chemical ionization FT-ICR for real-time and quantitative VOC analysis in water. *International Journal of Mass Spectrometry*. 353, 26-35.
- Maergoiz, A.I., Nikitin, E.E., Troe, J., Ushakov, V.G., 1996. Classical trajectory and adiabatic channel study of the transition from adiabatic to sudden capture dynamics .1. Ion-dipole capture. *Journal of Chemical Physics*. 105, 6263-6269.
- Mauclaire, G., Lemaire, J., Boissel, P., Bellec, G., Heninger, M., 2004. MICRA: a compact permanent magnet Fourier transform ion cyclotron resonance mass spectrometer. *European Journal of Mass Spectrometry*. 10, 155-162.
- McCarthy, M.C., Gottlieb, C.A., Gupta, H., Thaddeus, P., 2006. Laboratory and Astronomical Identification of the Negative Molecular Ion C<sub>6</sub>H<sup>-</sup>. *The Astrophysical Journal Letters*. 652, L141.
- McCarthy, M.C., Thaddeus, P., 2008. High-resolution rotational spectroscopy of the carbon chain anions C<sub>3</sub>N<sup>-</sup>, C<sub>4</sub>H<sup>-</sup>, and C<sub>4</sub>D<sup>-</sup>. *The Journal of Chemical Physics*. 129, 054314.
- Millar, T.J., Walsh, C., Cordiner, M.A., Chuimín, R.N., Herbst, E., 2007. Hydrocarbon Anions in Interstellar Clouds and Circumstellar Envelopes. *The Astrophysical Journal Letters*. 662, L87.
- Miller, F.A., Lemmon, D.H., 1967. Infrared and Raman Spectra of Dicyanodiacetylene N=C-C=C=C-C=N. *Spectrochim. Acta Part A-Molec. Spectrosc.* 23, 1415.
- Moffat, J.B., Knowles, A.J., 1969. Statistical thermodynamic functions of cyanogen, dicyanoacetylene, and dicyanodiacetylene. *Journal of Chemical & Engineering Data*. 14, 215-217.
- Moran, T.F., Hamill, W.H., 1963. Cross Sections of Ion—Permanent-Dipole Reactions by Mass Spectrometry. *J. Chem. Phys.* 39, 1413-1422.

- Nguyen, T.L., Baraban, J.H., Ruscic, B., Stanton, J.F., 2015. On the HCN – HNC Energy Difference. *The Journal of Physical Chemistry A*.
- Pascoli, G., Lavendy, H., 1999. Are  $C_nN^-$  clusters really bent? *Chemical Physics Letters*. 312, 333-340.
- Pauzat, F., Ellinger, Y., McLean, A.D., 1991. Is interstellar detection of higher members of the linear radicals  $C_nCH$  and  $C_nN$  feasible? *The Astrophysical Journal*. 369, L13-L16.
- Phelps, A.V., 1969. Laboratory studies of electron attachment and detachment processes of aeronomic interest. *Canadian Journal of Chemistry*. 47, 1783-1793.
- Quack, M., Troe, J., 1975. Complex Formation in Reactive and Inelastic Scattering: Statistical Adiabatic Channel Model of Unimolecular Processes III. *Berichte der Bunsengesellschaft für physikalische Chemie*. 79, 170-183.
- Royal, J., Orel, A.E., 2006. Dissociative attachment to ClCN and BrCN. *The Journal of Chemical Physics*. 125, -.
- Sakimoto, K., 1981. Ion transports in polar gases. *Chemical Physics*. 63, 419-436.
- Sakimoto, K., 1984. Orbiting collisions between ions and polar molecules: Semiclassical PRS approaches. *Chemical Physics*. 85, 273-278.
- Seki, K., He, M., Liu, R., Okabe, H., 1996. Photochemistry of Cyanoacetylene at 193.3 nm. *The Journal of Physical Chemistry*. 100, 5349-5353.
- Senent, M.L., Hochlaf, M., 2010. Ab Initio Characterization of  $C_4^-$ ,  $C_4H$ , and  $C_4H^-$ . *The Astrophysical Journal*. 708, 1452.
- Shebanits, O., Wahlund, J.E., Mandt, K., Ågren, K., Edberg, N.J.T., Waite Jr, J.H., 2013. Negative ion densities in the ionosphere of Titan–Cassini RPWS/LP results. *Planetary and Space Science*. 84, 153-162.
- Sheehan, S.M., Parsons, B.F., Yen, T.A., Furlanetto, M.R., Neumark, D.M., 2008a. Anion photoelectron spectroscopy of  $C_5H^-$ . *The Journal of Chemical Physics*. 128, 174301.
- Sheehan, S.M., Parsons, B.F., Zhou, J., Garand, E., Yen, T.A., Moore, D.T., Neumark, D.M., 2008b. Characterization of cyclic and linear  $C_3H^-$  and  $C_3H$  via anion photoelectron spectroscopy. *The Journal of Chemical Physics*. 128, 034301.
- Shi, Y., Ervin, K.M., 2000. Gas-phase acidity and C–H bond energy of diacetylene. *Chemical Physics Letters*. 318, 149-154.
- Snow, T.P., Stepanovic, M., Betts, N.B., Eichelberger, B.R., Martinez, O., Bierbaum, V.M., 2009. Formation of Gas-Phase Glycine and Cyanoacetylene via Associative Detachment Reactions. *Astrobiology*. 9, 1001-1005.
- Su, T., 1988. Trajectory calculations of ion polar molecule capture rate constants at low-temperatures. *Journal of Chemical Physics*. 88, 4102-4103.
- Su, T., 1994. Parametrization of kinetic-energy dependences of ion polar molecule collision rate constants by trajectory calculations. *Journal of Chemical Physics*. 100, 4703-4703.
- Su, T., Bowers, M.T., 1973. Theory of ion-polar molecule collisions. Comparison with experimental charge transfer reactions of rare gas ions to geometric isomers of difluorobenzene and dichloroethylene. *J. Chem. Phys.* 58, 3027-3037.
- Su, T., Bowers, M.T., 1975. Parameterization of the average dipole orientation theory: temperature dependence. *International Journal of Mass Spectrometry and Ion Physics*. 17, 211-212.
- Su, T., Chesnavich, W.J., 1982. Parametrization of the ion–polar molecule collision rate constant by trajectory calculations. *J. Chem. Phys.* 76, 5183-5185.
- Su, T., Su, E.C.F., Bowers, M.T., 1978. Ion–polar molecule collisions. Conservation of angular momentum in the average dipole orientation theory. The AADO theory. *The Journal of Chemical Physics*. 69, 2243-2250.
- Taylor, T.R., Xu, C., Neumark, D.M., 1998. Photoelectron spectra of the  $C_{2n}H^-(n=1-4)$  and  $C_{2n}D^-(n=1-3)$  anions. *The Journal of Chemical Physics*. 108, 10018-10026.
- Thaddeus, P., Gottlieb, C.A., Gupta, H., Brünken, S., McCarthy, M.C., Agúndez, M., Guélin, M., Cernicharo, J., 2008. Laboratory and Astronomical Detection of the Negative Molecular Ion  $C_3N^-$ . *The Astrophysical Journal*. 677, 1132.

- Troe, J., 1985. Statistical adiabatic channel model of ion neutral dipole capture rate constants. *Chemical Physics Letters*. 122, 425-430.
- Troe, J., 1987. Statistical adiabatic channel model for ion molecule capture processes. *Journal of Chemical Physics*. 87, 2773-2780.
- Troe, J., 1996. Statistical adiabatic channel model for ion-molecule capture processes .2. Analytical treatment of ion-dipole capture. *Journal of Chemical Physics*. 105, 6249-6262.
- Turowski, M., Gronowski, M., Boyé-Péronne, S., Douin, S., Monéron, L., Crépin, C., Kołos, R., 2008. The  $C_3N^-$  anion: First detection of its electronic luminescence in rare gas solids. *The Journal of Chemical Physics*. 128, 164304.
- Viggiano, A.A., Morris, R.A., Paulson, J.F., Ferguson, E.E., 1990. The thermal energy gas-phase reaction between vinylidene anion ( $D_2CC^-$ ) and oxygen. *The Journal of Physical Chemistry*. 94, 7111-7113.
- Viggiano, A.A., Paulson, J.F., 1983. Temperature dependence of associative detachment reactions. *The Journal of Chemical Physics*. 79, 2241-2245.
- Viggiano, A.A., Paulson, J.F., Reactions of negative ions. In: W. Lindinger, T.D. Märk, F. Howorka, Eds.), *Swarms of Ions and Electrons in Gases*. Springer-Verlag, Wien, New-York, 1984.
- Vuitton, V., Lavvas, P., Yelle, R.V., Galand, M., Wellbrock, A., Lewis, G.R., Coates, A.J., Wahlund, J.E., 2009. Negative ion chemistry in Titan's upper atmosphere. *Planetary and Space Science*. 57, 1558-1572.
- Wahlund, J.E., Galand, M., Müller-Wodarg, I., Cui, J., Yelle, R.V., Cray, F.J., Mandt, K., Magee, B., Waite Jr, J.H., Young, D.T., Coates, A.J., Garnier, P., Ågren, K., André, M., Eriksson, A.I., Cravens, T.E., Vuitton, V., Gurnett, D.A., Kurth, W.S., 2009. On the amount of heavy molecular ions in Titan's ionosphere. *Planetary and Space Science*. 57, 1857-1865.
- Waite, J.H., Young, D.T., Cravens, T.E., Coates, A.J., Cray, F.J., Magee, B., Westlake, J., 2007. The Process of Tholin Formation in Titan's Upper Atmosphere. *Science*. 316, 870-875.
- Walsh, C., Harada, N., Herbst, E., Millar, T.J., 2009. The Effects of Molecular Anions on the Chemistry of Dark Clouds. *The Astrophysical Journal*. 700, 752.
- Wang, C.-R., Huang, R.-B., Liu, Z.-Y., Zheng, L.-S., 1995. Laser generation and ab initio studies of  $C_nN^-$  clusters. *Chemical Physics Letters*. 237, 463-467.
- Woon, D.E., Herbst, E., 2009. Quantum chemical predictions of the properties of known and postulated neutral interstellar molecules. *Astrophysical Journal Supplement Series*. 185, 273-288.
- Yang, Z., Cole, C.A., Martinez Jr., O., Carpenter, M.Y., Snow, T.P., Bierbaum, V.M., 2011. Experimental and Theoretical Studies of Reactions between H atoms and Nitrogen-containing Carbanions. *The Astrophysical Journal*. 739, 19.
- Yang, Z., Snow, T.P., Bierbaum, V.M., 2010. Computational studies of gas phase reactions of carbon chain anions with N and O atoms. *Physical Chemistry Chemical Physics*. 12, 13091-13098.
- Yen, T.A., Garand, E., Shreve, A.T., Neumark, D.M., 2009. Anion Photoelectron Spectroscopy of  $C_3N^-$  and  $C_5N^-$ . *The Journal of Physical Chemistry A*. 114, 3215-3220.
- Žabka, J., Ndiaye, I., Alcaraz, C., Romanzin, C., Polášek, M., 2014. Experimental and theoretical study of the mechanism of formation of astrochemically important  $C_{2n+1}N^-$  anions via ion/molecule reactions. *International Journal of Mass Spectrometry*. 367, 1-9.
- Žabka, J., Romanzin, C., Alcaraz, C., Polášek, M., 2012. Anion chemistry on Titan: A possible route to large N-bearing hydrocarbons. *Icarus*. 219, 161-167.
- Zhan, C.-G., Iwata, S., 1996. Ab initio studies on the structures, vertical electron detachment energies, and fragmentation energies of  $C_nN^-$  clusters. *The Journal of Chemical Physics*. 104, 9058-9064.
- Zhou, J., Garand, E., Neumark, D.M., 2007. Slow electron velocity-map imaging spectroscopy of the  $C_4H^-$  and  $C_4D^-$  anions. *The Journal of Chemical Physics*. 127, 154320.
- Zwier, 2010. General Discussion. *Faraday Discussions*. 147, 83-102.

**An experimental study of the reactivity of  $\text{CN}^-$  and  $\text{C}_3\text{N}^-$  anions with cyanoacetylene ( $\text{HC}_3\text{N}$ )**

- Proton transfer is the main reaction channel for both reactive systems
- Slower competitive detachment pathway opens for  $\text{C}_3\text{N}^-$ :  $(1.0 \pm 0.2) 10^{-10} \text{ cm}^3 \cdot \text{s}^{-1}$
- Discussion of results on the basis of statistical models

ACCEPTED MANUSCRIPT