



HAL
open science

Cross metathesis of unsaturated epoxides for the synthesis of polyfunctional building blocks

Meriem K. Abderrezak, Kristýna Šichová, Nancy Dominguez-Boblett, Antoine Dupé, Zahia Kabouche, Christian Bruneau, Cédric Fischmeister

► **To cite this version:**

Meriem K. Abderrezak, Kristýna Šichová, Nancy Dominguez-Boblett, Antoine Dupé, Zahia Kabouche, et al.. Cross metathesis of unsaturated epoxides for the synthesis of polyfunctional building blocks. Beilstein Journal of Organic Chemistry, 2015, 11, pp.1876–1880. 10.3762/bjoc.11.201 . hal-01254823

HAL Id: hal-01254823

<https://hal-univ-rennes1.archives-ouvertes.fr/hal-01254823>

Submitted on 21 Mar 2022

HAL is a multi-disciplinary open access archive for the deposit and dissemination of scientific research documents, whether they are published or not. The documents may come from teaching and research institutions in France or abroad, or from public or private research centers.

L'archive ouverte pluridisciplinaire **HAL**, est destinée au dépôt et à la diffusion de documents scientifiques de niveau recherche, publiés ou non, émanant des établissements d'enseignement et de recherche français ou étrangers, des laboratoires publics ou privés.

Cross-metathesis of unsaturated epoxides for the synthesis of polyfunctional building blocks

Meriem K. Abderrezak,^{1,2} Kristýna Šichová,^{3,2} Nancy Dominguez-Boblett,^{4,2} Antoine Dupé,² Zahia Kabouche,¹ Christian Bruneau,² Cédric Fischmeister^{2*}

¹Université Mentouri Constantine, Department of Chemistry, Laboratory of Therapeutic Substances Obtention (LOST), Chaabet Ersas Campus, 25000 Constantine, Algeria. ²UMR6226 CNRS, Institut des Sciences Chimiques de Rennes, Université de Rennes1, Organometallics: Materials and Catalysis, Centre for Catalysis and Green Chemistry, Campus de Beaulieu, 35042 Rennes Cedex, France. ³Charles University in Prague, Faculty of Science, Department of Physical and Macromolecular Chemistry, Hlavova 2030, CZ-128 40 Prague, Czech Republic. ⁴Faculty of Chemistry, University of Seville, E-41012 Seville, Spain.

Email: cedric.fischmeister@univ-rennes1.fr

* Corresponding author

Abstract

The cross-metathesis of 1,2-epoxy-5-hexene **1** with methyl acrylate and acrylonitrile was investigated as an entry to the synthesis of polyfunctional compounds. The resulting cross-metathesis products were hydrogenated in a tandem fashion employing the residual ruthenium from the metathesis step as the hydrogenation catalyst. Interestingly, the epoxide ring remained unreactive toward this hydrogenation method. The saturated compound resulting from the cross-metathesis

of **1** with methyl acrylate was transformed by means of nucleophilic ring-opening of the epoxide to furnish a diol, an alkoxy-alcohol and an amino-alcohol in high yields.

Keywords

Cross-metathesis; ruthenium catalysts; epoxide; tandem reactions;

Introduction

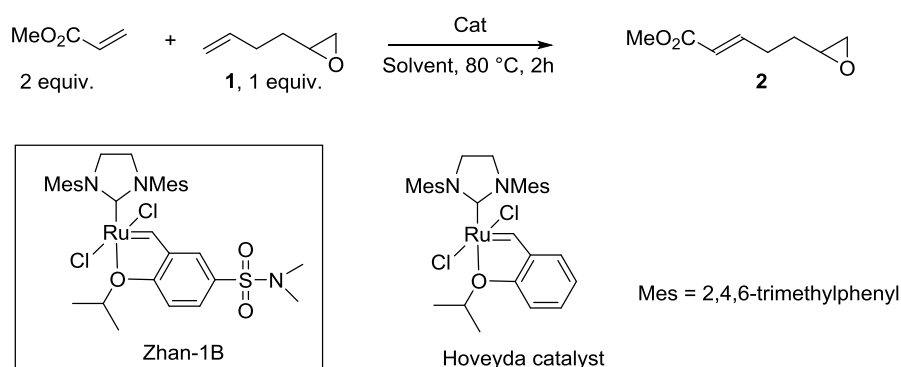
Catalytic carbon-carbon double bond transformations by olefin metathesis have significantly impacted organic and polymer synthesis over the last two decades [1-3]. If early works focused on Ring Closing Metathesis and Ring Opening Metathesis Polymerization, progresses in catalysts performances [4,5] and selectivity have enabled the achievement of more challenging transformations such as cross-metathesis reactions [6], stereoselective transformations [7] including the selective synthesis of *Z*-olefins [8-11]. Recently, the cross-metathesis of renewable compounds with electron-deficient olefins was developed as a straightforward way for the synthesis of difunctional compounds suitable for polymer syntheses [12-13], fine chemicals [14-17], or as key synthetic tool in multi-step syntheses of complex molecules [18-21]. Cross-metathesis with functional olefins is of great interest as it offers the possibility for post-transformation of the functional group. For example we have shown that cross-metathesis with acrylonitrile run in a tandem fashion with hydrogenation delivered amine derivatives [22] whereas the tandem cross-metathesis/hydrogenation with acrolein delivered the corresponding alcohols [23-24]. Nice examples of cross-metathesis/non-metathesis sequences have also been reported by Andrade in 2011 [25].

In this article we present our results aimed at extending the scope of sequential transformations including cross-metathesis to the synthesis of trifunctional compounds. Several examples involving the cross-metathesis of a commercially available epoxide-containing olefin with methyl acrylate and acrylonitrile and their subsequent transformations leading to multifunctional building blocks are reported.

Results and Discussion

Cross-metathesis reactions involving electron-deficient olefins are generally challenging transformations as they are substrate dependent and therefore require optimization of experimental parameters. For instance, while cross-metathesis with methyl acrylate turns out to be a rather straightforward transformation, cross-metatheses with acrylonitrile, acrylamides or acrolein are much more demanding transformations [13, 14, 24]. We have investigated the reactivity of 1,2-epoxy-5-hexene **1** with methyl acrylate and acrylonitrile and further exploited the versatility of the epoxide ring to prepare trifunctional molecules by ring opening of the epoxide. To date, **1** has been scarcely used in olefin cross-metathesis transformations. In some examples, Grela used **1** as a test substrate to evaluate the efficiency of new catalysts,[26] and Cossy prepared vinyl functionalized oxazoles [27]. To our knowledge, the cross-metathesis of **1** with electron-deficient olefins has not been reported. The cross-metathesis of **1** with methyl acrylate was thus investigated under various conditions of solvents, catalysts and concentration (Scheme 1). As required in cross-metathesis reactions of electron-deficient olefins, an excess of methyl acrylate was employed and a temperature of 80 °C was necessary to ensure high conversion. Reactions were carried out in dimethyl carbonate, a solvent compatible with ruthenium olefin metathesis catalysts [28] while being much greener than

toluene or dichloromethane commonly used in such reactions [29]. Based on our previous results and observations in various cross-metathesis reactions, the phosphine-free Hoveyda type second generation Zhan catalyst-1B [30] was selected to conduct this transformation. A recent study by Fogg rationalized the superiority of Hoveyda catalyst vs Grubbs catalyst in cross-metathesis with acrylates showing that the phosphine could interact with the electron-deficient olefin [31].



Scheme 1: Cross-metathesis of **1** with methyl acrylate

As observed by us and other groups in cross-metathesis involving different substrates, double bond migration side-reactions took place during this transformation. This side reaction could be circumvented using benzoquinone [32] as an additive to decrease the extent of double-bond migration. As depicted in Table 1 (entries 1-4), 10 mol% of benzoquinone were necessary to ensure a limited amount (< 10%) of side products resulting from double-bond migration. However, addition of benzoquinone resulted in slower reaction hence a catalyst loading of 2 mol% was necessary to restore full conversion within 2h (entry 4). In this case the product was isolated by distillation [33] in 69% yield as the sole *E*-isomer [34]. The transformation was sensitive to the concentration of the reagents and required a concentration of 0.5 M to operate with full conversion. This characteristic was previously observed in cross-metathesis of fatty acid methyl esters with methyl acrylate [13]. Finally, neither

toluene as solvent nor Hoveyda 2nd generation catalyst have lead to improvements of the reaction performances (entries 7, 8).

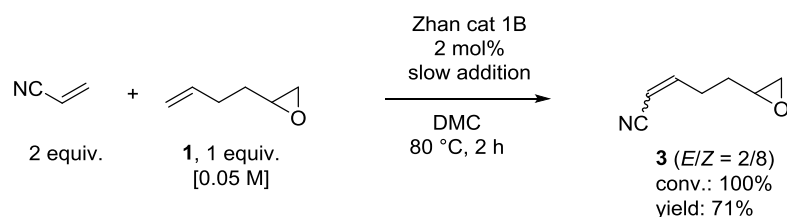
Table 1. Cross-metathesis of **1** with methyl acrylate^a

Entry	[1] (mol.L ⁻¹)	Cat. Loading (mol%)	BQ ^b (mol%)	Conv. (%) ^c (yield %) ^d	% isom ^e
1	0.5	1	5	100	13
2	0.5	2	5	100	15 (18) ^h
3	0.5	1	10	95	7.6
4	0.5	2	10	100 (69)	7
5	0.25	2	10	95	8
6	1	2	10	100	10
7 ^f	0.5	2	10	100	8
8 ^g	0.5	2	10	90	11

^a0.11 mL of **1** (1 mmol), 0.18 mL of methyl acrylate (2 mmol), BQ, DMC, catalyst, 2 h. ^bBenzoquinone. ^cDetermined by gas chromatography using dodecane as internal standard. ^dIsolated yield. ^edetermined by gas chromatography as ratio of ((isomerisation products)/(isomerisation products + **2**))x100. ^fin toluene. ^gHoveyda 2nd gen. catalyst. ^hReaction performed without benzoquinone

Similarly, the cross-metathesis of **1** with acrylonitrile was conducted to furnish the bifunctional derivative **3** in 71% yield as a mixture of stereoisomers. In that case, high conversions and yields could only be obtained by means of slow addition of the catalyst and high dilution (Scheme 2) [13]. As we already observed, [13-14, 22] together with other groups, [35-36] in various cross-metathesis reactions involving

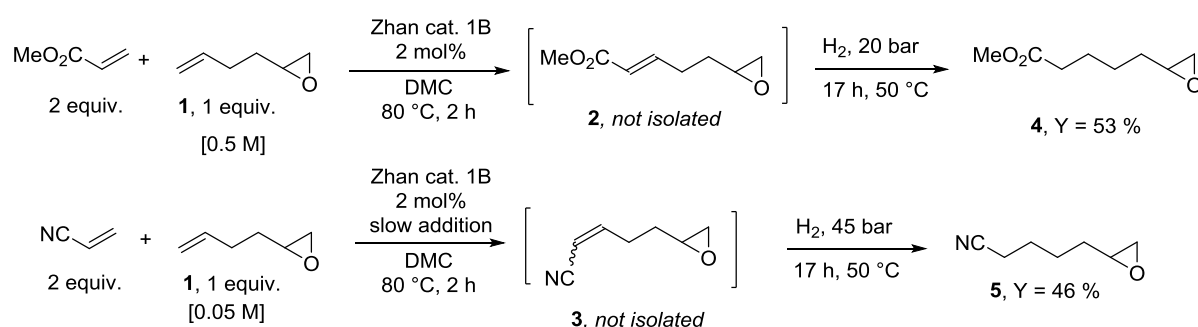
acrylonitrile, the cross-metathesis product **3** was obtained as a mixture of *E* (minor) and *Z* (major) stereoisomers.



Scheme 2: Cross-metathesis of **1** with acrylonitrile

With these two compounds in hands, we turned our attention to their post-metathesis transformations. First, we looked at the hydrogenation of the carbon-carbon double bond in compounds **2** and **3**. Typically, there are several ways to perform the hydrogenation of a carbon-carbon double bond resulting from a cross-metathesis reaction. A possibility consists in the Pd/C catalyzed hydrogenation of the isolated product. This method presents the advantage of being effective at room temperature under a low hydrogen pressure [37-38]. However, such hydrogenations are in general carried out on purified products but more importantly in the present case, such conditions may result in the carbon-carbon double bond hydrogenation accompanied by ring opening of the epoxide leading to a mixture of primary and secondary alcohols [39]. A second and more straightforward method consists in the tandem metathesis/hydrogenation reaction where the residual ruthenium species arising from the metathesis step serve as the hydrogenation catalyst [13, 22-24, 40]. In general, this protocol requires higher temperature and pressure but it does not need additional costly catalyst and it can be performed without isolation of the intermediate olefin hence saving time and energy-consuming workup procedures [41]. To the best of our knowledge, such tandem procedure has not been applied to an epoxide containing olefin. Compound **2** was prepared as described here above

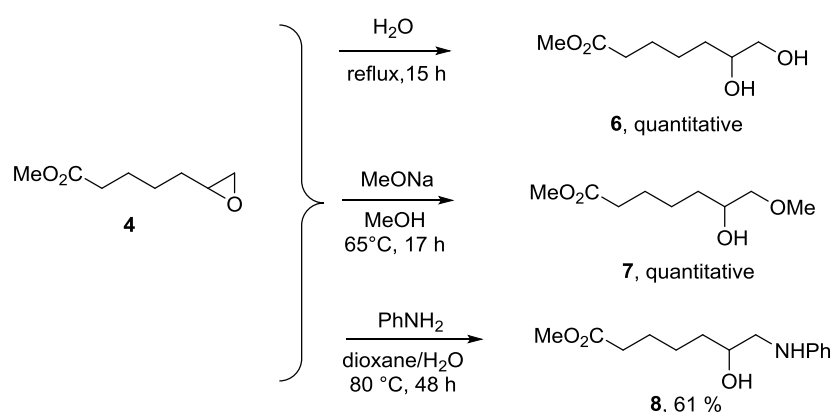
(Scheme 1) and the reaction mixture was directly transferred into a high pressure reactor without any workup. Remarkably, following the hydrogenation step carried out under 20 bar of hydrogen at 50 °C, the ^1H NMR of the crude reaction mixture revealed the presence of the epoxide moiety without any traces of diol. This tandem procedure delivered the saturated compound **4** in a satisfactory 53% yield for two steps (Scheme 3). The tandem cross-metathesis of **1** with acrylonitrile followed by hydrogenation of the intermediate compound **3** was conducted similarly. In this case a higher hydrogen pressure (45 bar) was necessary to reduce the carbon-carbon double bond. Nevertheless, under these conditions, the epoxide-containing product **5** was isolated in a satisfactory 46% yield for two steps without any traces of diol detected in the crude ^1H NMR of the reaction.



Scheme 3: Tandem cross-metathesis/hydrogenation

With this protocol secured, we turned our attention to the synthesis of useful polyfunctional building blocks. Thus far, the post-transformation of the electron-deficient olefin cross-metathesis partner has received attention for the synthesis of polymer precursors. For instance, we have reported the reduction of the nitrile functional group into primary amine [22] and the reduction of the formyl group into alcohol [23-24]. Herein, we focused on the post-transformation of **4** by ring-opening of the epoxide moiety. The diol **6**, methoxy-alcohol **7** and amino-alcohol **8** were thus prepared by reacting **4** with water, sodium methoxide and aniline, respectively

(Scheme 4). The synthesis of **6** proceeded cleanly and did not require any purification procedure (see supplementary data). Similarly, the synthesis of **7** proceeded cleanly and delivered a single regioisomer **7** in quantitative yield. Finally, the amino alcohol **8** was also obtained as a single regioisomer in 61% yield (Scheme 4).



Scheme 4: Trifunctional compounds obtained by ring-opening of epoxide **4**

In conclusion, we have shown through selected examples that cross-metathesis of an epoxide containing olefin with electron-deficient olefins constitutes a versatile entry towards trifunctional building blocks by ring-opening of the epoxide. We have shown that the tandem cross-metathesis/C=C hydrogenation yielded the hydrogenated compound without altering the epoxide moiety that was further efficiently transformed into a 1,2-diol, a 1,2-alkoxy-alcohol and a 1,2-amino-alcohol. This strategy opens the way for numerous potential transformations involving the epoxide but also the functional group of the electron-deficient olefin. In particular, lactones should be accessible by intramolecular *trans*-esterification from **6**, **7** and **8**, as well as cyclic amines by intramolecular cyclization involving primary amine resulting from hydrogenation of the nitrile functionality in **5**. All these aspects will be further developed in our group.

Supporting Information (if any)

Full experimental details and characterizations are provided in the supporting information.

Acknowledgements (optional)

The authors are grateful to the Region Bretagne and ADEME for a PhD grant to A.D and to MESRS for a grant to M. K. A. We also acknowledge the European Erasmus+ programme for grants to K. S. and N.D.-B.

References

1. Handbook of metathesis, 2nd edition, Grubbs, R. H. editor Wiley-VCH: Weinheim, Germany, **2015**.
2. Olefin Metathesis, Theory and Practice, Grela, K. editor. John Wiley and sons, Inc. Hoboken, New Jersey, **2014**
3. Mutlu, H.; Montero de Espinosa, L.; Meier, M. A. R. *Chem. Soc. Rev.* **2011**, *40*, 1404-1445.
4. Vougioukalakis, G. C.; Grubbs, R. H. *Chem. Rev.* **2010**, *110*, 1746-1787.
5. Samojłowicz, C.; Bieniek, M.; Grela K. *Chem. Rev.* **2009**, *109*, 3708-3742.
6. Connon, S. J.; Blechert S. *Angew. Chem. Int. Ed.* **2003**, *42*, 1900-1923.
7. Hoveyda, A. H.; Malcolmson, S. J.; Meek, S. J.; Zhugralin A. R. *Angew. Chem. Int. Ed.* **2010**, *49*, 34-44.
8. Shahane, S.; Bruneau, C.; Fischmeister, C. *ChemCatChem* **2013**, *5*, 3436-3459.
9. Fürstner, A.; *Science* **2013**, *341*, 1229713

10. Herbert, M. B.; Grubbs, R. H. *Angew. Chem. Int. Ed.* **2015**, *54*, 5018-5024.
11. Ibrahem, I.; Yu, M.; Schrock, R. R.; Hoveyda, A. H. *J. Am. Chem. Soc.* **2009**, *131*, 3844-3845.
12. Rybak, A.; Meier, M. A. R. *Green Chem.* **2007**, *9*, 1356-1361.
13. Miao, X.; Malacea, R. ; Fischmeister, C.; Bruneau, C.; Dixneuf, P. H. *Green Chem.* **2011**, *13*, 2911-2919.
14. Bilel, H.; Hamdi, N.; Zagrouba, F.; Fischmeister, C.; Bruneau, C.; *RSC Adv.* **2012**, *2*, 9584-9589.
15. Lummiss, J. A. M.; Oliveira, K. C. Prankevicius, A. M. T. Santos, A. G.; dos Santos, E. N.; Fogg, D. E. *J. Am. Chem. Soc.* **2012**, *134*, 18889-18891.
16. Borré, E.; Dinh T. H.; Caijo, F.; Crévisy, C.; Mauduit, M. *Synthesis* **2011**, 2125-2130.
17. Bilel, H.; Hamdi, N.; Zagrouba, F.; Fischmeister, C.; Bruneau, *Green Chem.* **2011**, *13*, 1448–1452
18. Prunet, J. ; *Curr. Top. Med. Chem.* **2005**, *19*, 1559-1577.
19. Commandeur, M.; Commandeur, C.; Cossy, *J. Org. Lett.* **2011**, *13*, 6018-2021.
20. Hume, P. A.; Sperry, J.; Brimble M. A.; *Org. Biomol. Chem.* **2011**, *9*, 5423-5430.
21. Wang S.-Y.; Song, P.; Chan, L.-Y.; Loh, T.-P. *Org. Lett.* **2010**, *12*, 5166-5169.
22. Miao, X.; Fischmeister, C.; Bruneau, C.; Dixneuf, P. H.; Dubois, J.-L.; Couturier, J.-L. *ChemCatChem* **2012**, *5*, 1410-1414.
23. Miao, X.; Malacea, R. ; Fischmeister, C.; Bruneau, C.; Dixneuf, P. H. *ChemSusChem* **2009**, *2*, 542-545.
24. Bonin, H. ; Keraani, A. ; Dubois, J.-L. ; Brandhorst M., Fischmeister C.; Bruneau, C. *Eur. J. Lipid Sci. Technol.* **2015**, *117*, 209-216.
25. Sirasani, G.; Paul, T.; Andrade, R. B. *Tetrahedron* **2011**, *67*, 2197-2205.

26. Kirschning, A.; Gułajski, Ł.; Mennecke, K.; Meyer, A.; Busch, T.; Grela, K. *Synlett* **2008**, *17*, 2692-2696.
27. Hoffman, T. J.; Rigby, J. H.; Arseniyadis, S. ; Cossy, J.; *J. Org. Chem.* **2008**, *73*, 2400-2403.
28. Miao, X.; Fischmeister, C.; Bruneau, C.; Dixneuf, P. H. *ChemSusChem* **2008**, *1*, 813 -816
29. Henderson, R. K.; Jiménez-Gonzalez, C.; Constable, D. J. C.; Alston, S. R.; Inglis, G. G. A.; Fisher, G.; Sherwood, J.; Binks, S. P.; Curzons, A. D.; *Green Chem.* **2011**, *13*, 854-862.
30. Zhan, Z.-Y. Ruthenium complex ligand, ruthenium complex and the use of the complex as a catalyst in olefin metathesis reactions, Priority 04/07/2005. CN 2005180379
31. Bailey, G. A.; Fogg, D. E. *J. Am. Chem. Soc.* **2015**, *137*, 7318-7321.
32. Hong, S. H.; Sanders, D. P.; Lee C. W.; Grubbs, R. H.; *J. Am. Chem. Soc.* **2005**, *127*, 17160-17161.
33. Purification by column chromatography on silica gel resulted in very poor yields likely due to epoxide decomposition.
34. In some cases, up to 5% Z-isomer was detected by ¹H NMR.
35. Zhang, W.; Zhang, R.; He, R. *Tetrahedron Lett.* **2007**, *48*, 4203-4207
36. Bieniek, M.; Bujok, R.; Cabaj, M.; Lugan, N.; Lavigne, G.; Arlt, D.; Grela, K. *J. Am. Chem. Soc.* **2006**, *128*, 13652-13653.
37. Aihara, K.; Komiya, C.; Shikenaga, A.; Inokuma, T.; Takahashi, D.; Otaka, A.; *Org. Lett.* **2014**, *17*, 696-699.
38. Yadav, J. S.; Vishnu Murthy, P. *Synthesis* **2011**, *13*, 2117-2124.
39. Sajiki, H.; Hattori, K.; Hirota, K. *Chem. Eur. J.* **2000**, *6*, 2200-2204.

40. For an early example, see: Fürstner, A.; Leitner, A. *Angew. Chem. Int. Ed.* **2003**, *42*, 308-311.
41. Metathesis/hydrogenation under milder transfer hydrogenation conditions have recently been reported: Zieliński, G. K.; Samojłowicz, C.; Wdowik, T.; Grela, K. *Org. Biomol. Chem.* **2015**, *13*, 2684-2688.