



Synthesis and chiroptical properties of organometallic complexes of helicenic N-heterocyclic carbenes

Nesrine Hafedh, Ludovic Favereau, Elsa Caytan, Thierry Roisnel, Marion Jean, Nicolas Vanthuyne, Faouzi Aloui, Jeanne Crassous

► To cite this version:

Nesrine Hafedh, Ludovic Favereau, Elsa Caytan, Thierry Roisnel, Marion Jean, et al.. Synthesis and chiroptical properties of organometallic complexes of helicenic N-heterocyclic carbenes. *Chirality*, 2019, 31 (12), pp.1005-1013. 10.1002/chir.23143 . hal-02364863

HAL Id: hal-02364863

<https://univ-rennes.hal.science/hal-02364863>

Submitted on 11 Dec 2019

HAL is a multi-disciplinary open access archive for the deposit and dissemination of scientific research documents, whether they are published or not. The documents may come from teaching and research institutions in France or abroad, or from public or private research centers.

L'archive ouverte pluridisciplinaire **HAL**, est destinée au dépôt et à la diffusion de documents scientifiques de niveau recherche, publiés ou non, émanant des établissements d'enseignement et de recherche français ou étrangers, des laboratoires publics ou privés.

Synthesis and chiroptical properties of organometallic complexes of helicenic *N*-heterocyclic carbenes

Nesrine Hafedh,^[a,b] Ludovic Favereau,^[a] Elsa Caytan,^[a] Thierry Roisnel,^[a] Marion Jean,^[c] Nicolas Vanthuyne,^[c] Faouzi Aloui,^[b] Jeanne Crassous^{*[a]}

Abstract: Novel [4] and [6]helicenes (**4a,b**) bearing a fused imidazolium unit have been prepared from [4] and [6]helicene-2,3-di-*n*-propyl-amines **3a,b**. The *in situ* formation of NHC (NHC = *N*-heterocyclic carbene) derivatives followed by their complexation to iridium(I) or rhodium(I) gave access to complexes **1a**, **1'a** and **1b**, containing mono-coordinated helicene-NHC, chloro and COD (COD = 1,5-cyclooctadiene) ligands. Ir and Rh complexes **1a** and **1'a** were characterized by X-ray crystallography. HPLC and NMR analyses showed that Ir(I) complex **1b** existed as a mixture of two diastereomeric complexes corresponding to enantiomeric pairs *M*-(-)/*P*-(+)-**1b**¹ and *M*-(-)/*P*-(+)-**1b**² which differ by the position of COD through space. The chiroptical properties (electronic circular dichroism and optical rotation) of the four stereoisomers were measured. These complexes were also tested as catalysts in a transfer hydrogenation reaction.

Keywords: helicenes, *N*-heterocyclic carbenes, iridium, chiroptical properties, transfer hydrogenation

Introduction

The helical topology of helicenes combined with their extended π -conjugation give appealing large-magnitude chiroptical properties such as high optical rotation (OR) values and intense electronic circular dichroism (ECD) spectra.¹ Since several years, our group has been investigating the preparation of chiral organometallic complexes bearing helicenic ligands.^{2,3} These compounds display attractiveness for many applications, such as in optoelectronic devices,^{4,5} chiroptical switches,⁶ and asymmetric catalysis.^{7,8} The interest of these helicenic organometallic derivatives originates from the association of the inherent properties of the helicene with those of the transition metals (controlled coordination geometry, redox activity, strong spin-orbit coupling, strong emission and absorption, reactivity), giving access to original chiral multifunctional molecules. During the last two decades, organometallic complexes based on *N*-heterocyclic carbenes (NHCs) have experienced a boom due to their important applications in catalysis,⁹⁻¹¹ in medicinal chemistry^{12,13} and in

molecular materials.^{14,15} For these reasons, we have been recently investigating the development of molecular architectures associating helicenes, NHCs and organometallic chemistry, in order to develop a new family of chiral complexes, namely organometallic NHC-helicene complexes (see **A-C** in Figure 1).¹⁶⁻¹⁸ This strategy enabled us to create novel chiral molecular materials with unprecedented photophysical properties and potential applications in enantioselective organometallic catalysis.^{19,20} In this article, we present novel [4] and [6]helicenic imidazolium salts (**4a,b**), and their corresponding helicenic NHC ligands mono-coordinated to iridium(I) (**1a,b**) and rhodium(I) (**1'a**) complexes. We describe their synthesis and (chir)optical properties. The catalytic activity of **1b** in the transfer hydrogenation reaction²¹ was also examined.

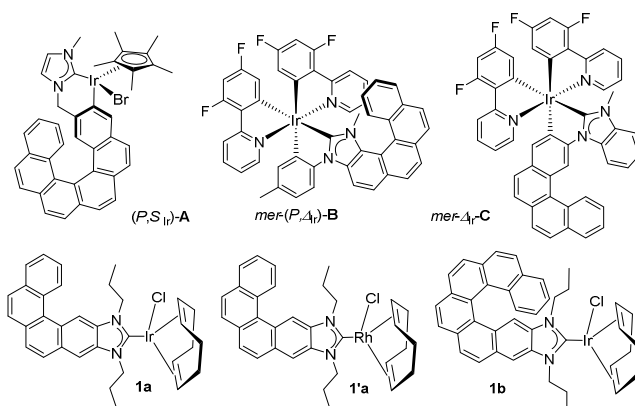


FIGURE 1. Chemical structures of formerly reported iridium complexes coordinated to NHCs bearing a [6]helicene (**A**),¹⁵ [5]helicene (**B**)¹⁶ and [4]helicene (**C**)¹⁷ unit, respectively. Chemical structures of the novel iridium complexes **1a,b** and rhodium complex **1'a** reported herein.

[a] Dr. N. Hafedh, Dr. L. Favereau, Dr. Elsa Caytan, Dr. J. Crassous, Univ Rennes, CNRS, Institut des Sciences Chimiques de Rennes, ISCR-UMR 6226, F-35000 Rennes, France.

E-mail: jeanne.crassous@univ-rennes1.fr

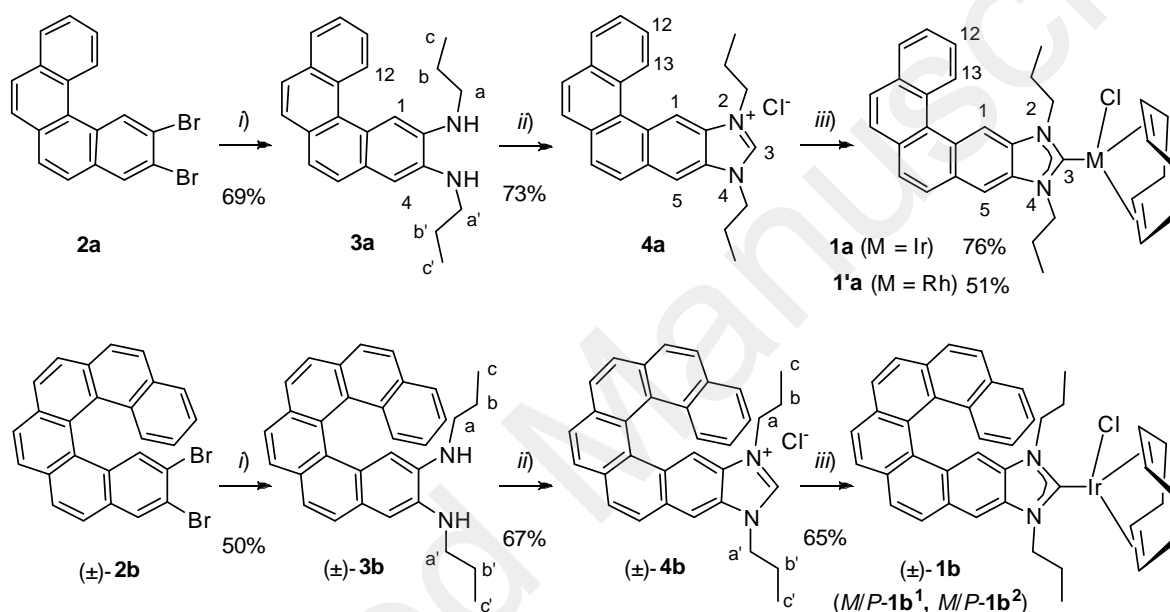
[b] Dr. N. Hafedh, Dr. F. Aloui, University of Monastir, Laboratory of Asymmetric Organic Synthesis and Homogenous Catalysis (UR11ES56), Faculty of Sciences, Avenue of environment, Monastir 5019-Tunisia.

[c] M. Jean, Dr. N. Vanthuyne, Aix Marseille Université, Centrale Marseille, CNRS, iSm2 UMR 7313, 13397, Marseille, France.

Materials and Methods

General. THF was freshly distilled under argon from sodium / benzophenone. Heptane refers to a mixture of isomers. All commercially available chemicals were used without further purification. Column chromatography purifications were performed over silica gel (Acros, 0.063–0.200 mm). NMR spectra were recorded at room temperature on a Bruker AV III 400 MHz equipped with a tunable BBFO probe, and a Bruker Avance I 500 MHz fitted with a TCI cryoprobe (Biosit platform, Université de Rennes 1). ^1H and ^{13}C chemical shifts are reported in parts per million (ppm) relative to Me_4Si as external standard. Assignment of proton and carbon signals is based on standard and band-selective HSQC and HMBC, COSY and NOESY (500ms mixing time). Mass spectrometry was performed by the CRMPO, University of Rennes 1, by ESI or by MALDI-TOF.

Melting points were measured on a melting point apparatus Stuart SMP10. Specific rotations (in $\text{deg cm}^3 \text{g}^{-1}$) were measured in a 1 dm thermostated quartz cell on a Perkin Elmer-341 polarimeter. Circular dichroism (in $\text{M}^{-1} \text{cm}^{-1}$) was measured on a Jasco J-815 Circular Dichroism Spectrometer IFR140 facility (Biosit platform, Université de Rennes 1). UV/vis spectroscopy was conducted on a Varian Cary 5000 spectrometer. Chiral high-performance liquid chromatography (HPLC) was performed by iSm2, Aix Marseille University, on an Agilent Technologies 1260 Infinity with Igloo-Cil ovens, using CD-2095 as circular dichroism detector. The conditions for HPLC separations are described in the SI part. The starting precursors **2a,b** were prepared according to literature procedures.²⁰ Complexes **1a,b** and **1'a** were prepared according to Scheme 1. Single crystals were grown by slow evaporation of *n*-pentane into a dichloromethane solution of the compounds.



SCHEME 1. Synthesis of iridium(I) complexes **1a,b** and of rhodium(I) complex **1'a**. *i)* *n*-propylamine, $\text{Pd}_2\text{dba}_3/\text{rac-BINAP}$, *t*-BuONa, toluene, 135 °C, 48 hrs; *ii)* HCl, $(\text{EtO})_3\text{CH}$; *iii)* $[\text{M}(\text{COD})\text{Cl}]_2$ (M = Ir, Rh), *t*-BuOK, THF, rt, 13 hrs.

***N,N'*-dipropyl[4]helicene-2,3-diamine 3a.** In a Schlenk tube under argon, were placed Pd_2dba_3 (57 mg, 0.02 mmol, 16 mol%) and *rac*-BINAP (68 mg, 0.03 mmol, 28 mol%) in dry toluene (5 mL). The solution was degassed for 10 min then heated at 135 °C for 15 min. After cooling down to room temperature. *t*-BuONa (76 mg, 0.78 mmol, 6 eq.), *n*-propylamine (0.13 mL, 1.62 mmol, 12.5 eq.) and 2,3-dibromo[4]helicene **2a** (150 mg, 0.13 mmol, 1 eq.) in toluene (5 mL) were added. After stirring and heating at 135°C for 48 hours, the reaction mixture was cool down to room temperature poured into dichloromethane and filtered over Celite®. The solvent was stripped off and the obtained brown oil was purified by chromatography over silica gel (heptane : ethyl acetate 98:2, as the eluent) yielding **3a** as a white solid (119 mg, 69%). Mp = 94-96°C. ^1H NMR (400 MHz, CDCl_3): δ 1.14 (td, $J_1 = 0.8 \text{ Hz}$, $J_2 = 7.2 \text{ Hz}$, 6H, $\text{H}_{c,c'}$); 1.87 (sept, $J = 7.2 \text{ Hz}$, 4H, $\text{H}_{b,b'}$); 3.3 (br s, 4H, $\text{H}_{a,a'}$); 4.12 (ls, 2H, NH); 7.15 (s, 1H, H_4); 7.58-7.68 (m, 3H); 7.75 (d, $J = 8.4 \text{ Hz}$, 1H). 7.79 (s,

2H); 8.00 (dd, $J_1 = 1.2 \text{ Hz}$, $J_2 = 8 \text{ Hz}$, 1H); 8.38 (s, 1H, H_1); 9.24 (d, $J = 8.4 \text{ Hz}$, 1H, H_{12}). ^{13}C NMR (101 MHz, CDCl_3): δ 11.9 (CH_3); 11.95 (CH_3); 22.65 (2 CH_2); 46.6 (2 CH_2); 108.15 (C); 109.5 (C); 125.25 (2 CH); 125.4 (2 CH); 125.6 (2 CH); 127.3 (2 CH); 128.45 (2 CH); 129.7 (2 C); 130.5 (C); 133.4 (2C); 137.3 (C). HRMS (MALDI-TOF) $[\text{M}+\text{H}]^+(\text{C}_{24}\text{H}_{27}\text{N}_2)$: calcd. 343.2174; found 343.2177.

(±)-*N,N'*-dipropyl[6]helicene-2,3-diamine 3b. Racemic compound **3b** was prepared according to the same Buchwald-Hartwig conditions as for **3a**, and was obtained as a yellow solid, with a 50% yield. This aromatic diamine showed low stability and was thus used directly to the next step. ^1H NMR (400 MHz, CDCl_3): δ 0.83 (t, $J = 7.6 \text{ Hz}$, 3H, H_c); 1.06 (t, $J = 7.6 \text{ Hz}$, 3H, $\text{H}_{c'}$); 1.29-1.32 (m, 2H, H_b); 1.70 (sex, $J = 7.2 \text{ Hz}$, 2H, H_b); 1.87-1.94 (m, 1H, H_a); 2.09-2.15 (m, 1H, H_a); 2.97-3.23 (m, 4H, NH and H_a); 6.76-6.82 (m, 2H); 6.94 (s, 1H); 7.24 (d, $J =$

8Hz, 1H); 7.76-7.85 (m, 4H); 7.87-7.90 (m, 2H), 7.94-8.012 (m, 4H). HRMS (MALDI-TOF) $[M+H]^+$ ($C_{32}H_{31}N_2$): calcd. 443.2482; found 443.2478.

Imidazolium chloride 4a. In a round-bottom flask, were placed *N,N'*-dipropylbenzo[*c*]phenanthrene-2,3-diamine **3a** (50 mg, 0.14 mmol, 1 eq.) and triethyl orthoformate (EtO)₃CH (2 mL). Then an aqueous solution of HCl 12N (28 μ L, 0.34 mmol, 2.4 eq.) was added dropwise. The resulting suspension was stirred under argon at room temperature for 30 min then heated under air atmosphere at 80 °C for 12 hours. After cooling down to room temperature, the obtained precipitate was washed with diethyl ether to give **4a** as a pale yellow solid (40 mg, 73%). Mp = 180-182 °C. ¹H NMR (400 MHz, CDCl₃): δ 1.12 (br s, 6H, H_{c,c}); 2.23 (br s, 4H, H_{b,b}); 4.75 (br s, 4H, H_{a,a}); 7.67-7.74 (m, 2H); 7.85-7.92 (m, 2H); 7.99-8.10 (m, 3H); 8.30 (s, 1H); 8.93 (d, J = 7.2 Hz, 1H, H₁₃); 9.27 (s, 1H, H₁); 11.84 (s, 1H, H₃). ¹³C NMR (101 MHz, CDCl₃): δ 11.1 (CH₃); 11.2 (CH₃); 22.8 (CH₂); 22.9 (CH₂); 49.1 (CH₂); 49.3 (CH₂); 111.05 (CH); 111.2 (CH); 126.3 (CH); 126.5 (CH); 126.6 (CH); 127.05 (CH); 127.2 (CH); 128.6 (CH); 128.8 (C); 128.9 (CH); 129.2 (CH); 129.65 (C); 129.8 (C); 130.3 (C); 131.1 (C); 132.1 (C); 133.7 (2C); 146.4 (C₃). HRMS (ESI) $[M]^+$ ($C_{25}H_{25}N_2^+$): calcd. 353.2012; found 353.2011(1).

Imidazolium chloride 4b. Compound **4b** was prepared from **3b**, according to the same procedure as for **4a**. The final salt was washed with ethyl acetate to give **4b** as a pale yellow solid (26 mg, 67%). Mp = 200 °C. ¹H NMR (400 MHz, CDCl₃): δ 0.75 (t, J = 7.6 Hz, 3H, H_c); 1.02 (t, J = 7.2 Hz, 3H, H_c); 1.26-1.29 (m, 1H, H_b); 1.37-1.41 (m, 1H, H_b); 2.08-2.17 (m, 2H, H_b); 3.70-3.84 (m, 2H, H_a); 4.54-4.66 (m, 2H, H_a); 6.53 (t, J = 7.6 Hz, 1H); 7.13 (t, J = 7.2 Hz, 1H); 7.41 (d, J = 8.4 Hz, 1H); 7.77 (d, J = 8 Hz, 1H); 7.87 (s, 1H); 7.91 (d, J = 8.4 Hz, 1H); 7.97-8.08 (m, 6H); 8.11 (d, J = 8 Hz, 2H); 11.71 (s, 1H). ¹³C NMR (101 MHz, CDCl₃): δ 10.8 (CH₃); 11.0 (CH₃); 22.0 (CH₂); 22.6 (CH₂); 48.4 (CH₂); 48.95 (CH₂); 110.05 (CH); 111.25 (CH); 123.6 (C); 125.0 (CH); 126.3 (CH); 126.8 (C); 126.9 (CH); 127.2 (C); 127.3 (CH); 127.3 (CH); 127.4 (2CH); 127.7 (CH); 127.9 (CH); 127.9 (CH); 128.5 (2CH); 128.5 (C); 128.9 (C); 129.1 (C); 129.2 (C); 130.6 (C); 131.4 (C); 131.9 (C); 131.9 (C); 133.6 (C); 145.9 (C₃). HRMS (MALDI-TOF) $[M]^+$ ($C_{33}H_{29}N_2^+$): calc. 353.2325; found 353.2320.

Iridium complex of [4]helicene-NHC 1a. In a Schlenk tube under argon, were placed successively [Ir(COD)Cl]₂ (48.4 mg, 0.07 mmol, 0.6 eq.), *t*-BuOK (13.5 mg, 0.12 mmol, 1 eq.) and dry THF (5 mL). After stirring for 10 min at room temperature, imidazolium salt **4a** (50 mg) was added and the solution was stirred at room temperature for 13 hours. The solvent was stripped off and the crude mixture was purified by flash chromatography over silica gel (diethyl ether as the eluent) to give complex **1a** (63 mg, 76%) as a yellow solid. Mp = 252-254 °C. ¹H NMR (400 MHz, CDCl₃): δ 1.20-1.25 (m, 6H, H_{c,c}); 1.73-1.80 (m, 2H, COD); 1.86-1.95 (m, 2H, COD); 2.04-2.17 (m, 2H, 2H_b); 2.28-2.39 (m, 6H, 4H from COD and 2H_{b,b}); 3.08 (s, 2H, COD); 4.73-4.93 (m, 6H, 2H from COD and 4H_{a,a}); 7.65-7.74 (m, 2H); 7.79 (d, J = 8.4 Hz, 1H); 7.84-7.86 (m, 2H); 7.92-7.96 (m, 2H); 8.07 (dd, J_1 = 1.6 Hz, J_2 = 8 Hz, 1H); 8.98 (s, 1H, H₁); 9.08 (d, J = 8.4 Hz, 1H, H₁₃). ¹³C NMR (101 MHz, CDCl₃): δ 11.9 (CH₃); 11.95 (CH₃); 23.0 (CH₂); 23.2 (CH₂); 29.4 (CH₂); 29.5 (CH₂); 33.6 (CH₂); 33.7 (CH₂); 50.3 (CH₂); 50.4 (CH₂); 52.7 (CH); 52.7 (CH); 87.2 (CH); 87.3 (CH); 107.0 (CH); 107.7 (CH); 125.9 (C); 126.0 (CH); 126.25 (CH); 126.3 (CH); 126.85 (2CH); 127.2 (C); 127.3 (CH); 127.4 (CH); 128.8 (CH); 129.6 (C); 130.2 (C); 130.45 (C); 133.5 (C); 134.0 (C); 134.70 (C); 197.0 (C₃). HRMS

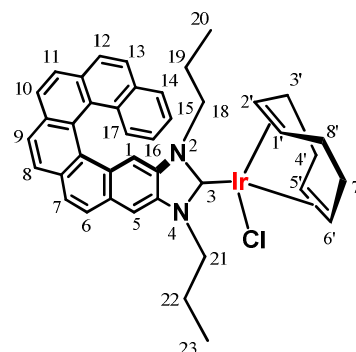
(ESI MS) $[M+Na]^+$ ($C_{33}H_{36}N_2^{35}ClNa^{193}Ir$): calcd. 711.2089; found 711.2079.

Rhodium complex of [4]helicene-NHC 1'a. In a Schlenk tube under argon, were placed successively [Rh(COD)Cl]₂ (38.9 mg, 0.08 mmol, 0.6 eq.), *t*-BuOK (14.75 mg, 0.13 mmol, 1eq.) and dry THF (5 mL). After stirring for 10 min at room temperature, imidazolium salt **3a** (51 mg) was added, and the solution was stirred at room temperature for 13 hours. The solvent was stripped off and the crude mixture was purified by flash chromatography over silica gel (diethyl ether as the eluent) to give complex **1'a** (40 mg, 51%) as a yellow solid. Mp = 240-243 °C. ¹H NMR (400 MHz, CDCl₃): δ 1.25-1.30 (m, 6H, H_{c,c}); 2.07-2.19 (m, 6H, 2H from COD and 2H_b); 2.37-2.57 (m, 6H, 2H from COD and 2H_b); 3.48 (s, 2H, COD); 4.88-5.06 (m, 4H, H_{a,a}); 4.73-5.25 (s, 2H, COD); 7.65-7.78 (m, 2H); 7.80-7.86 (m, 3H); 8.06 (dd, J_1 = 1.2 Hz, J_2 = 8 Hz, 1H, H₁₃); 8.97 (s, 1H, H₁); 9.08 (d, J = 8.4 Hz, 1H, H₁₃). HRMS (ESI MS) $[M+Na]^+$ ($C_{33}H_{36}N_2^{35}ClNa^{193}Rh$): calcd. 607.1489; found 607.14845.

Iridium complex of [6]helicene-NHC 1b. In a Schlenk tube under argon, were placed successively [Ir(COD)Cl]₂ (48.4 mg, 0.07 mmol, 0.6 eq.), *t*-BuOK (13.5 mg, 0.12 mmol, 1 eq.) and dry THF (5 mL). After stirring for 10 min at room temperature, imidazolium salt **4b** (58.5 mg, 1 eq.) was added and the solution was stirred at room temperature for 13 hours. The solvent was stripped off and the crude mixture was purified by flash chromatography over silica gel (diethyl ether as the eluent) to give complex **1b** (62 mg, 65%) as a yellow solid. Mp = 269 °C. HRMS (ESI) $[M+Na]^+$ ($C_{41}H_{40}N_2^{35}ClNa^{193}Ir$): calcd. 811.24016; found 811.2404(0).

The mixture of four diastereomers was then separated by HPLC over a chiral stationary phase (Chiralpak IG, eluent: hexane/ethanol/dichloromethane (80/10/10), see SI) to yield complexes **1b¹** and **1b²**. First eluted: (*P*)-**1b¹**, > 99% ee, $[\alpha]_D^{23}$ = +2287; second eluted: (*M*)-**1b¹**, > 98% ee, $[\alpha]_D^{23}$ = -1860; third eluted: (*P*)-**1b²**, > 98% ee, $[\alpha]_D^{23}$ = +2750; fourth eluted: (*M*)-**1b²**, > 98% ee, $[\alpha]_D^{23}$ = -2121 (CH₂Cl₂, 5 \times 10⁻⁵ M). Some isomerization process between **1b¹** and **1b²** stereoisomers was observed (see below and in SI).

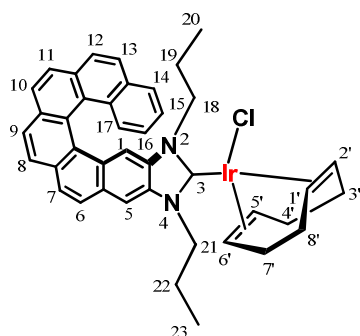
Complex 1b¹



¹H NMR (500 MHz, CD₂Cl₂): δ 0.73 (t, J = 7.5 Hz, 3H, H₂₀); 1.09 (t, J = 7.5 Hz, 3H, H₂₃); 1.12-1.26 (m, 2H); 1.69-1.77 (m, 2H, H₁₉); 1.79-1.86 (m, 2H); 1.88-1.96 (m, 1H, H₂₂); 2.07-2.15 (m, 1H, H₂₂); 2.17-2.32 (m, 4H); 2.80 (td, J_1 = 2.5 Hz, J_2 = 7 Hz, 1H, H₂); 2.96-2.98 (m, 1H, H₁); 3.69-3.75 (m, 1H, H₁₈); 4.05-4.10 (m, 1H, H₁₈); 4.52-4.58 (m, 2H, H₂₁ and H_{5/6}); 4.59-4.63 (m, 1H, H_{5/6}); 4.68-4.74 (m, 1H, H₂₁); 6.50-6.53 (m, 1H, H₁₆); 7.10 (td, J_1

= 1 Hz, $J_2 = 8$ Hz, 1H, H₁₅); 7.46 (s, 1H, H₁); 7.48 (d, $J = 8.5$ Hz, 1H, H₁₇); 7.70 (s, 1H, H₅); 7.84 (d, $J = 7.5$ Hz, 1H, H₁₄); 7.94 (d, $J = 8.5$ Hz, 1H); 7.98 (d, $J = 8.5$ Hz, 1H); 8.01-8.09 (m, 6H). ¹³C NMR (126 MHz, CD₂Cl₂): δ 11.65 (C₂₀); 12.0 (C₂₃); 22.8 (C₁₉), 23.4 (C₂₂), 29.8 (CH₂); 30.0 (CH₂); 33.9 (CH₂); 34.1 (CH₂); 50.15 (C₁₈); 50.55 (C₂₁); 53.0 (C_{1'2'}); 53.05 (C_{1'2'}); 86.9 (C_{5'6'}); 87.0 (C_{5'6'}); 106.8 (C₅); 108.3 (C₁); 124.3; 125.1; 126.1; 126.2; 126.2; 127.25; 127.3; 127.7; 127.8; 127.8; 127.8; 127.9; 127.9; 128.07; 128.3; 128.4; 128.7; 130.0; 131.5; 132.1; 132.45; 133.8; 134.1; 133.7; 196.6 (C₃).

Complex 1b²



¹H NMR (500 MHz, CD₂Cl₂): δ 0.70-0.76 (m, 1H, H₁₉); 0.79 (t, $J = 6.5$ Hz, 3H, H₂₀); 0.85-0.89 (m, 1H); 1.11 (t, $J = 7.5$ Hz, 3H, H₂₃); 1.26-1.31 (m, 1H); 1.33-1.42 (m, 1H, H₁₉); 1.73-1.78 (m, 2H); 1.93-2.00 (m, 1H, H₂₂); 2.08-2.22 (m, 5H, H₂₂ + 4H_{COD}); 2.64-2.67 (m, 1H, H₅); 2.77-2.79 (m, 1H, H₆); 3.70-3.76 (m, 1H, H₁₈); 4.06-4.12 (m, 1H, H₁₈); 4.56-4.62 (m, 3H, H₂₁ + 2H_{COD}); 4.63-4.70 (m, 1H, H₂₁); 6.64-6.68 (m, 1H, H₁₆); 7.23 (t, $J = 7.5$ Hz, 1H, H₁₅); 7.56 (s, 1H, H₁); 7.61 (d, $J = 8.5$ Hz, 1H, H₁₇); 7.72 (s, 1H, H₅); 7.83 (d, $J = 8$ Hz, 1H, H₁₄); 7.93 (d, $J = 9$ Hz, 1H); 7.96 (d, $J = 8.5$ Hz, 1H); 8.02-8.06 (m, 6H). ¹³C NMR (126 MHz, CD₂Cl₂): δ 11.28 (C₂₀); 11.45 (C₂₃); 23.0 (C₁₉), 23.8 (C₂₂), 29.3 (CH₂); 29.3 (CH₂); 33.3 (CH₂); 33.4 (CH₂); 59.5 (C₁₈); 50.05 (C₂₁); 52.4 (C₆); 52.6 (C₅); 86.4 (CH); 86.45 (CH); 106.5 (C₅); 107.3 (C₁); 123.7; 125.2; 125.6; 125.95; 126.1; 126.4; 126.7; 127.0; 127.1; 127.3; 127.35; 127.45; 127.7; 127.9; 128.0; 128.1; 128.1; 129.2; 131.0; 131.6; 131.9; 133.2; 133.6; 133.7; 196.2 (C₃).

General procedure for catalytic transfer hydrogenation

Acetophenone (1.0 mmol), *t*-BuOK (0.1 mmol) and catalyst (0.01 mmol or 0.02 mmol) were introduced into an oven-dried Schlenk tube. Dry *i*-PrOH (3.0 mL) was then added and the mixture was refluxed, for the specified time, under argon. The efficiencies of the reactions were determined by ¹H NMR and the enantioselectivities by chiral HPLC.

Results and Discussion

SYNTHESIS

The synthesis of iridium(I) complex **1a** bearing a [4]helicenic NHC ligand was first investigated. It started with the preparation of 2,3-dibromo-carbo[4]helicene **2a** according to a known procedure,²² which was then transformed into 2,3-di-*n*-propylamino-carbo[4]helicene **3a**, by a Buchwald-Hartwig

coupling using classical conditions (69% yield, see Scheme 1). Upon reaction with triethylorthoformate and HCl, diamine **3a** then afforded helical imidazolium chloride salt **4a** with 73% yield. Compounds **3a** and **4a** were characterized by NMR spectroscopy and mass spectrometry. For example, the ¹H NMR spectrum of salt **4a** displayed characteristic signals coming from the helicenic unit and the imidazolium part. Indeed, a singlet at 9.27 ppm and a doublet 8.93 ppm correspond to H₁ and H₁₃ protons, respectively, while the highly deshielded proton at 11.84 ppm corresponds to proton of the precarbenic CH. Both types of methylenes and methyls of the *n*-propyl chain were found to be isochronous and appeared as large singlets. The ¹³C NMR also confirmed the imidazolium formation with the tertiary precarbenic carbon C₃ resonating at 196.9 ppm. The chemical structure of **4a** was finally confirmed by X-ray crystallography (*P*-1 space group), which showed *i*) the helical structure with a small helicity (dihedral angle between terminal rings) of 29.94 degrees (a typical value for [4]helicene units),¹ *ii*) the imidazolium cycle fused to the helical core, *iii*) the heterochiral assembly in a head-to-tail fashion, and *iv*) the *n*-propyl chains. Interestingly, the chloride ions form channels all along the *z* axis (see Figure 2).

Upon reaction of **4a** with [Ir(COD)Cl]₂ in the presence of *t*-BuOK as the base, the iridium(I) complex **1a** bearing COD, chloro ligands and monodentate [4]helicenic carbene was obtained with 76% yield. This complex was fully characterized by NMR spectroscopy, mass spectrometry and X-ray crystallography. The X-ray structure of racemic **1a** (*P*-1 centrosymmetric space group, Figure 2 and SI) shows a pseudotetrahedral geometry around the iridium center, with the two double bonds of COD, the chlorine and the carbenic C forming the tetrahedron. Complex **1a** displays a typical C³–Ir bond length of 2.011 Å. These metric data are similar to corresponding values for other reported carbenic cycloiridated complexes.²³ The [4]helicenic part shows a helicity of 27.36° in the solid state, but it is not configurationally stable in solution.

The analogous rhodium(I) complex **1'a** was also prepared with 51% yield according to the same procedure as **1a** but using [Rh(COD)Cl]₂ as the Rh(I) organometallic precursor. Its structure was ascertained by X-ray crystallography. Very similar features as for **1a** were found for **1'a** which also crystallized in the *P*-1 space group (C³–Rh bond length of 2.011 Å, helicity 27.20°).

Similarly to **4a**, [6]helicenic imidazolium salt **4b** was prepared in two steps from 2,3-dibromo-carbo[6]helicene **2b**,²² according to Scheme 1, *i.e.* through a Buchwald-Hartwig coupling giving 2,3-dipropylamino-carbo[6]helicene **3b** followed by a cyclization forming the imidazolium unit. Compounds **3b** and **4b** were also fully characterized by NMR spectroscopy and mass spectrometry. For example, the ¹H NMR spectrum of diamine **3b** displayed a set of six distinguished signals for shielded and deshielded protons H_{a,b,c} and H_{a',b',c'}, respectively, of the *n*-propyl chains due to their different positions relative to the helicene inner core.

Compound **3b** crystallized into single crystals and its X-ray crystallographic structure is depicted in Figure 3a which shows the heterochiral (*P* and *M*) pair (*P*-1 space group). Compound **3b** arranges along the *y* axis into homochiral columns in a head-to-tail fashion (Figure 3b). The hexahelicenic diamine is now configurationally stable and displays a helicity of 58.65°.

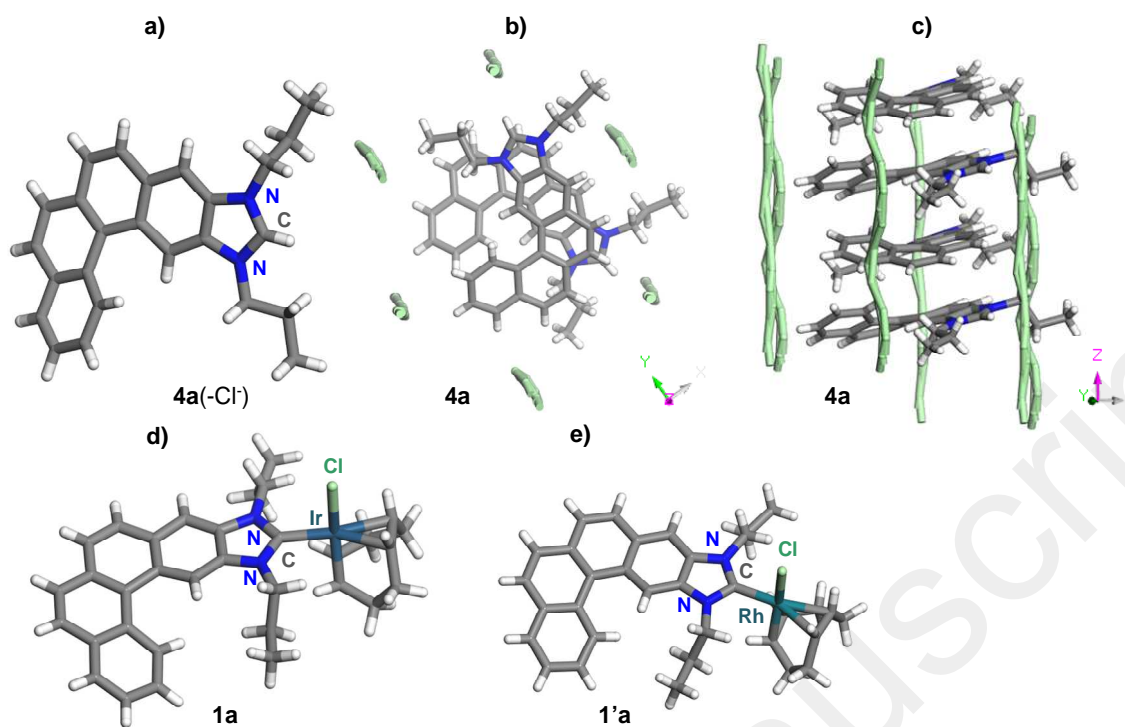


FIGURE 2. X-ray crystallographic structures of imidazolium salt **4a** (a) and its views along the *z* (b) and *y* (c) axes, of iridium complex **1a** (d) and rhodium complex **1'a** (e).

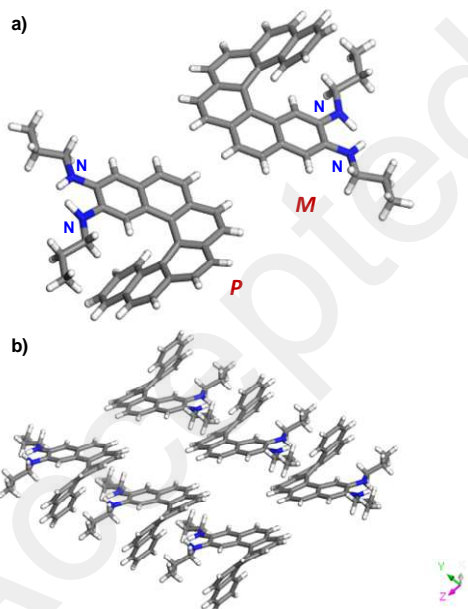


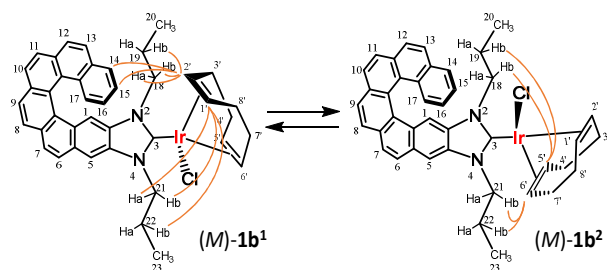
FIGURE 3. X-ray crystallographic structure of [6]helicene diamine **3b**. a) Heterochiral pair; b) head-to-tail organisation into homochiral columns.

The obtention of [6]helicene-benzimidazolium chloride **4b** was confirmed by ^1H and ^{13}C NMR analyses which showed the typical highly deshielded signal at 11.7 ppm for H_3 and at 145.9 for C_3 .

Similarly to **1a**, [6]helicene-NHC-Ir complex **1b** was prepared from **4b** upon reaction of $[\text{Ir}(\text{COD})\text{Cl}]_2$ in the presence of *t*-BuOK and was obtained with 65 % yield. This compound showed a peak at 811.2404(0) in the ESI-HRMS corresponding to $[\text{M}+\text{Na}]^+$ and its ^1H NMR spectrum corresponded to a mixture of two sets of signals.

SEPARATION OF STEREOISOMERS

Complex **1b** was then subjected to chiral HPLC separation (see experimental part and SI). A set of four signals was obtained, corresponding to enantiomeric pairs (*M*)-(-)/(*P*)-(+)-**1b**¹ and (*M*)-(-)/(*P*)-(+)-**1b**². The final structures of **1b**¹ and **1b**² were clarified by NOESY experiments, which revealed that the COD ligand could adopt two positions, one directed towards the helical moiety (**1b**¹) and one on the opposite direction (**1b**²). Indeed, complex **1b**¹ shows spatial proximity between 14 and 15 protons from helicene terminal aromatic ring and one of the COD double bond, whereas compound **1b**² only shows spatial proximity of COD ligand with protons from the alkyl chains on the opposite side of the helicene. Moreover, NOESY correlations reveal that orientation of alkyl chains from the imidazole moiety relative to helicene changes slightly according to the position of the COD ligand (see SI). The interconversion barrier between **1b**¹ and **1b**² was estimated to 104 kJ/mol at 25°C (see SI), so that exchange takes only a few hours at ambient temperature.



SCHEME 2. Stereochemistry of diastereomeric complexes $1b^1$ and $1b^2$ that are in slow equilibrium. NOESY correlations are shown in orange.

CHIROPTICAL PROPERTIES

The chiroptical properties (OR and ECD) of pure stereoisomers $(P)\text{-(+)}$ and $(M)\text{-(-)}$ - $1b^1$ / $1b^2$ were then investigated. For comparison, pure enantiomers $(P)\text{-(+)}$ and $(M)\text{-(-)}$ - $3b$ (*ee*'s > 99.5 and 98%) were also prepared by chiral HPLC over Chiralpak IA stationary phase (Heptane/ethanol/dichloromethane (80/10/10) as the eluent, see SI). $(P)\text{-(+)}$ and $(M)\text{-(-)}$ - $3b$ display specific rotations values $[\alpha]_D^{23}$ of +760 and -733 ° cm² g⁻¹ (±5%, CH₂Cl₂, 5 × 10⁻⁵ M), which are moderate values for hexahelicenic structures.¹ Similarly, their UV-vis and ECD spectra show moderate intensities, as

depicted on Figure 4. Indeed, the UV-vis spectrum of $3b$ shows one intense band at 270 nm ($\epsilon = 14 \times 10^3$ M⁻¹ cm⁻¹) and moderate ones (4×10^3 M⁻¹ cm⁻¹ < ϵ < 8×10^3 M⁻¹ cm⁻¹) at 295, 320, 341 and 350 nm, while the ECD spectrum of $(P)\text{-(+)}$ - $3b$ displays two main bands, one negative at 279 nm ($\Delta\epsilon = -52$ M⁻¹ cm⁻¹) and one positive at 341 nm ($\Delta\epsilon = +29$ M⁻¹ cm⁻¹), with some unresolved vibronic progression. We interpret this peculiar behavior by the presence of quinoidal forms that may coexist in such a compound. Oxidized impurities cannot be excluded due to the poor stability of such aromatic diamine derivative. On the contrary, the pure enantiomers $(P)\text{-(+)}$ and $(M)\text{-(-)}$ - $1b^1$ display very intense UV-vis and ECD spectra, with UV-vis spectra showing one intense band at 265 nm ($\epsilon > 70 \times 10^3$ M⁻¹ cm⁻¹) and other intense ones (16×10^3 M⁻¹ cm⁻¹ < ϵ < 35×10^3 M⁻¹ cm⁻¹) at 310, 325, 341, 361, and 375. Two other weak bands at 395 and 420 nm are also present. The ECD spectrum of $(P)\text{-(+)}$ - $1b^1$ displays one strong negative band at 261 nm ($\Delta\epsilon = -288$ M⁻¹ cm⁻¹) and two main strong positive bands at 341 nm ($\Delta\epsilon = +219$ M⁻¹ cm⁻¹) and 361 nm ($\Delta\epsilon = +148$ M⁻¹ cm⁻¹), with some vibronic progression, accompanied by two weak ECD bands at 395 and 420 nm (15 M⁻¹ cm⁻¹ < ϵ < 23 M⁻¹ cm⁻¹). Diastereomeric complex $(P)\text{-(+)}$ - $1b^1$ displays very similar UV-vis and ECD responses. Note that the $(P)\text{-(+)}$ and $(M)\text{-(-)}$ absolute configurations can be clearly assigned for all enantiopure compounds thanks to comparison of their typical ECD signatures with those of already known helicenes.¹⁶⁻¹⁸ Compounds $1b^1$ and $1b^2$ display strong specific rotation values ($(P)\text{-}1b^1$: $[\alpha]_D^{23} = +2750$ ° cm² g⁻¹; $(P)\text{-}1b^2$: $[\alpha]_D^{23} = +2703$ ° cm² g⁻¹ (±5%, CH₂Cl₂, 5 × 10⁻⁵ M).

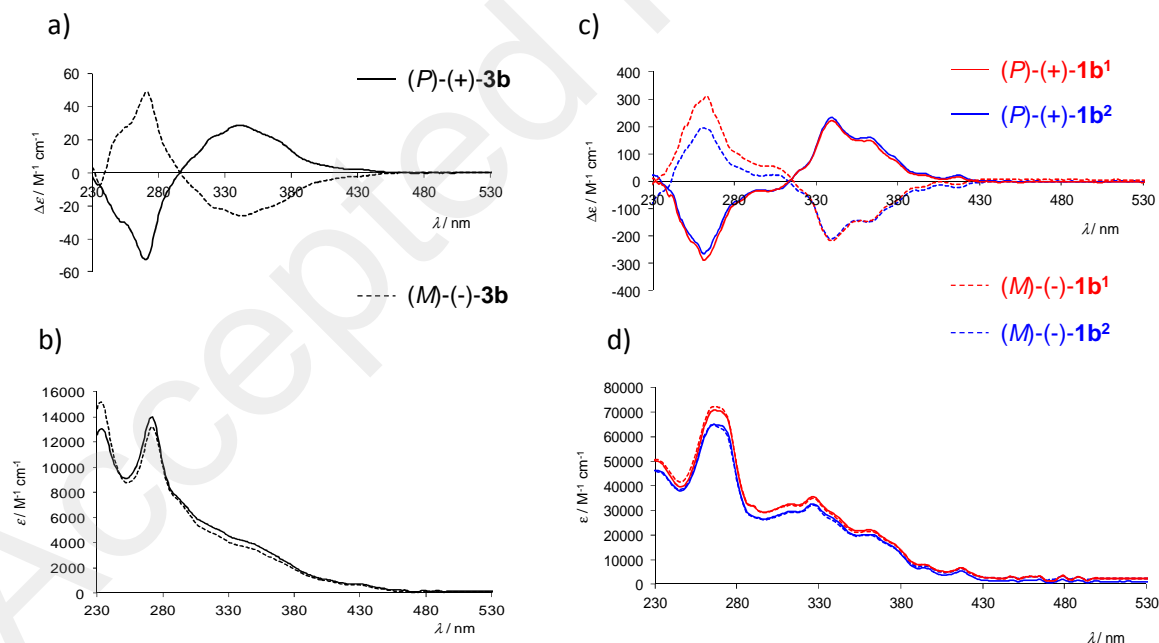
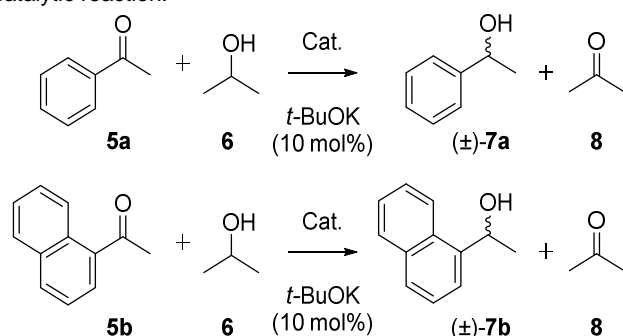


FIGURE 4. ECD (a, c) and UV-vis (b,d) spectra of enantiomers $(P)\text{-(+)}$ and $(M)\text{-(-)}$ - $3b$ and $(P)\text{-(+)}$ and $(M)\text{-(-)}$ - $1b^1/1b^2$ in CH₂Cl₂ (conc. between 3.10⁻⁴ and 2.10⁻⁵ M).

CATALYTIC ACTIVITY

Rhodium and iridium complexes bearing chiral NHCs can be applied as catalysts in asymmetric hydrogenations. Indeed, such complexes have been used in the transfer hydrogenation of various ketones with very good enantioselectivities.^{21,24-26} As depicted on Scheme 3, the catalytic activity of complexes **1a** and **1b**¹ was evaluated using the transfer hydrogenation reaction on acetophenone **5a** and 1-acetyl-naphthalene **5b**, to their corresponding alcohols **7a** and **7b**, using isopropanol (**6**) as both the solvent and the hydrogen source. Very good reaction yields were obtained, with rather low loadings of catalyst (Table 1). However no enantioselectivity was observed when using (*P*)-**1b**¹ as the chiral catalyst, as evidenced by chiral HPLC analysis of the final alcohol. Most probably, the low steric hindrance of the N-substituents on the NHC moiety combined with the fluxionality around the metal preclude any chiral discrimination during the catalytic reaction.



SCHEME 3. Catalytic tests on hydrogen transfer from isopropanol to aromatic ketones.

TABLE 1: experimental conditions and results of catalytic tests.

Entry	Ketone	Cat. (X mol%)	Temp.	Time	Conversion
1	5a	1a (2)	60 °C	5 hrs	94%
2	5b	1a (1)	60°C	3 d	99%
3	5a	(<i>P</i>)- 1b ¹ (2)	60°C	6 hrs	99%

CONCLUSION

In conclusion, we have prepared novel Ir(I) and Rh(I) complexes bearing monodentate [4]- or [6]helicene-NHC complexes. These compounds were fully characterized, especially by X-ray crystallography for [4]helicenic derivatives **1a** and **1'a** and by chiroptical activity for [6]helicenic derivative **1b**. They appeared as efficient catalysts in the transfer hydrogenation of acetophenone and 1-acetyl-naphthalene. Further efforts will be pursued in the future to achieve efficient enantioselective catalysis of similar enantiopure helicenic NHC-based organometallic complexes.

Acknowledgements

We thank the Ministère de l'Education Nationale, de la Recherche et de la Technologie, the Centre National de la Recherche Scientifique (CNRS) and the University of Rennes 1. This work was supported by the French National Agency (ANR 16-CE07-0019-01-HEL-NHC) and the Chirafun CNRS network.

NH thanks the University of Monastir and Campus France for financial support.

Supporting information

Additional supporting information on NMR, HPLC and X-ray crystallographic data may be found in the online version of this article at the publisher's website.

REFERENCES AND NOTES

- See monography: Shen Y, Chen, CF. *Helicenes Chemistry: From Synthesis to Applications*, Springer, Berlin, 2017.
- Saleh N, Shen C, Crassous J. Helicene-based transition metal complexes: synthesis, properties and applications. *Chem. Sci.* 2014;5:3680-3694.
- Ou-Yang J -K, Crassous J, Chiral Multifunctional Molecules Based on Organometallic Helicenes: Recent Advances *Coord. Chem. Rev.* 2018;376:533-547.
- Brandt J R, Wang X, Yang Y, Campbell A J, Fuchter M J. Circularly Polarized Phosphorescent Electroluminescence with a High Dissymmetry Factor from PHOLEDs Based on a Platinahelicene. *J. Am. Chem. Soc.* 2016;138:9743-9746.
- Yan Z -P, Luo X -F, Liu W -Q, Wu Z -G, Liang X, Liao K, Wang Y, Zheng Y -X, Zhou L, Zuo J -L, Pan Y, Zhang H. Configurationally Stable Platinahelicene Enantiomers for Efficient Circularly Polarized Phosphorescent Organic Light-Emitting Diodes. *Chem. Eur. J.* 2019;25:5672-5676.
- Isla H, Crassous J. Helicene-based chiroptical switches. *C R Chimie.* 2016;19:39-49.
- Narcis M J, Takenaka N. Helical-Chiral Small Molecules in Asymmetric Catalysis. *Eur. J. Org. Chem.* 2014; 21-34.
- Aillard P, Voituriez A, Marinetti A. Helicene-Like Chiral Auxiliaries in Asymmetric Catalysis, *Dalton Trans.* 2014;43:15263-15278.
- Bourissou D, Guerret O, Gabbai F P, Bertrand G. Stable Carbenes. *Chem. Rev.* 2000;100:39-91
- Bellemin-Laponnaz S, Dagorne S. Group 1 and 2 and Early Transition Metal Complexes Bearing N-Heterocyclic Carbene Ligands: Coordination Chemistry, Reactivity, and Applications. *Chem. Rev.* 2014;114:8747-8774.
- Díez-González S, Marion N, Nolan S P. N-Heterocyclic Carbenes in Late Transition Metal Catalysis. *Chem. Rev.* 2009;109:3612-3676.
- Hindi K M, Panzner M J, Tessier C A, Cannon C L, Youngs W J. The Medicinal Applications of Imidazolium Carbene-Metal Complexes. *Chem. Rev.* 2009;109:3859-3884
- Teyssot M L, Jarrousse A -S, Manin M, Chevy A, Roche S, Norre F, Beaudoin C, Morel L, Boyer D, Mahiou R, Gautier A. Metal-NHC complexes: a survey of anti-cancer properties. *Dalton Trans.* 2009; 6894-6902.
- Visbal R, Gimeno M C. N-heterocyclic carbene metal complexes: photoluminescence and applications. *Chem. Soc. Rev.* 2014;43:3551-3574.
- Smith C A, Narouz M R, Lummis P A, Singh I, Nazemi A, Li C -H, Crudden C M. N-Heterocyclic Carbenes in Materials Chemistry *Chem. Rev.* 2019, DOI: 10.1021/acs.chemrev.8b00514.
- Hellou N, Jahier-Diallo C, Baslé O, Srebro-Hooper M, Toupet L, Roisnel T, Caytan E, Roussel C, Vanthuyne N, Autschbach J, Mauduit M, Crassous J. Electronic and Chiroptical Properties of Chiral Cycloirradiated Complexes Bearing Helicenic NHC Ligands. *Chem. Comm.* 2016; 52:9243-9246.
- Hellou N, Srebro-Hooper M, Favereau L Zinna F, Caytan E, Toupet L, Dorcet V, Jean M, Vanthuyne N, Williams J A G, Di Bari L, Autschbach J, Crassous J. Enantiopure Cycloirradiated Complexes Bearing a

- Pentahelicenic N-Heterocyclic Carbene and Displaying Long-Lived Circularly-Polarized Phosphorescence. *Angew. Chem. Int. Ed.* 2017;56:8236-8239.
18. Macé A, Hellou N, Hammoud J, Martin C, Gauthier E S, Favereau L, Roisnel T, Caytan E, Nasser G, Vanthuyne N, Williams J A G, Berrée F, Carboni B, Crassous J. An enantiopure cyclometallated iridium complex displaying long-lived phosphorescence both in solution and in the solid state. *Helv. Chim. Acta* 2019;102:e1900044.
 19. Sanchez I G, Samal M, Nejedly J, Karras Klivar M J, Rybace J, Budesinsky M, Bednarova L, Seidlerova B, Stara I G, Stary I. Oxahelicene NHC Ligands in the Asymmetric Synthesis of Nonracemic Helicenes, *Chem. Comm.* 2017;53:4370-4373.
 20. Karras M., Dąbrowski M, Pohl R, Rybáček J, Vacek J, Bednárová L, Grela K, Stary I, Stará I G, Schmidt B. Helicenes as Chirality-Inducing Groups in Transition-Metal Catalysis: The First Helically Chiral Olefin Metathesis Catalyst. *Chem. Eur. J.* 2018;24:10994-10998.
 21. Wang D, Astuc D. The Golden Age of Transfer Hydrogenation *Chem. Rev.* 2015;115:6621-6686.
 22. Biet T, Fihey A, Cauchy T, Vanthuyne N, Roussel C, Crassous J, Avarvari N, Ethylenedithio-tetrathiafulvalene-helicenes: electroactive helical precursors with tuneable chiroptical properties. *Chem. Eur. J.* 2013;19:13160-13167.
 23. Sipos G, Ou A, Skelton B W, Falivene L, Cavallo L, Dorta R. Unusual NHC-Iridium(II) Complexes and Their Use in the Intramolecular Hydroamination of Unactivated Aminoalkenes. *Chem. Eur. J.* 2016;22:6939-6946.
 24. Diez C, Nagel U. Chiral Iridium(II) Bis(NHC) Complexes as Catalysts for Asymmetric Transfer Hydrogenation. *Appl. Organometal. Chem.* 2010;24:509-516.
 25. Seo H, Kim B Y, Lee J H, Park H, Son S U, Chung Y K. Synthesis of Chiral Ferrocenyl Imidazolium Salts and Their Rhodium(II) and Iridium(II) Complexes. *Organometallics* 2003;22:4783-4791.
 26. Yoshida K, Kamimura T, Kuwabara H, Yanagisawa A. Chiral Bicyclic NHC/Ir Complexes for Catalytic Asymmetric Transfer Hydrogenation of Ketones. *Chem. Commun.* 2015;51:15442-15445.

Graphical Abstract

